



Greedy and Overbought

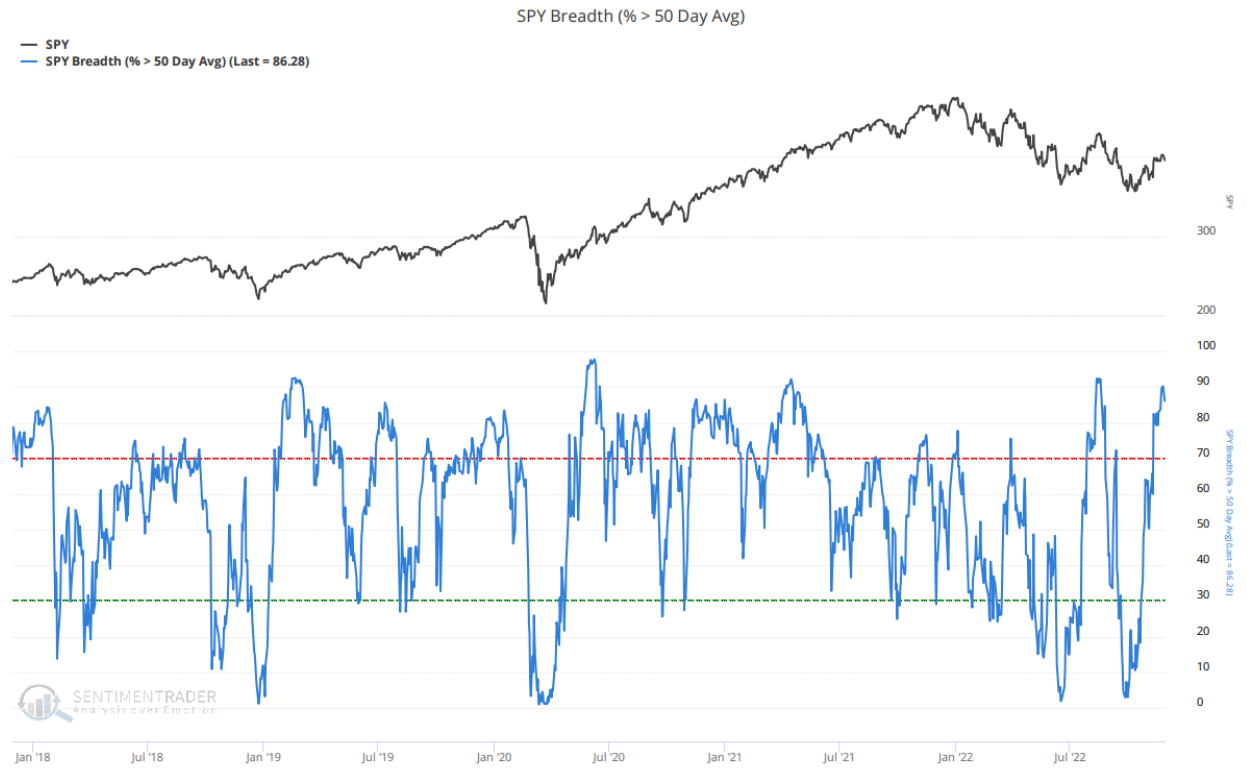
The *CNN Fear & Greed Index* is popping up to new yearly highs. When others are greedy, it is time to be cautious.

The high greed reading coincides with an overbought market.

The high greed reading coincides with an overbought market



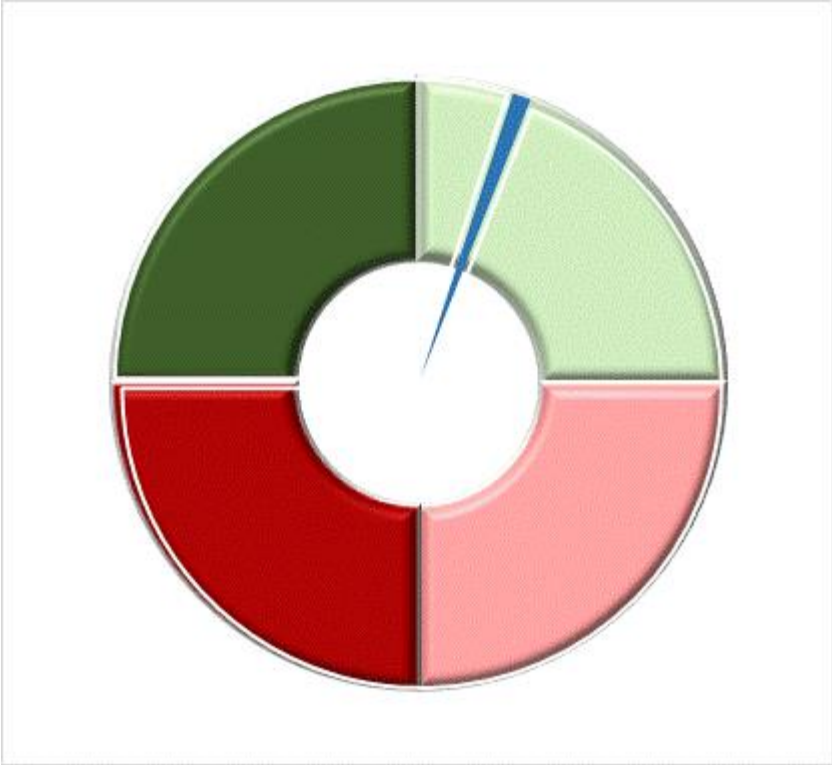
The percentage of stocks over their 50-day moving average is stretched to the upside. At the very least, a pause could be expected from here until stocks settle back in.



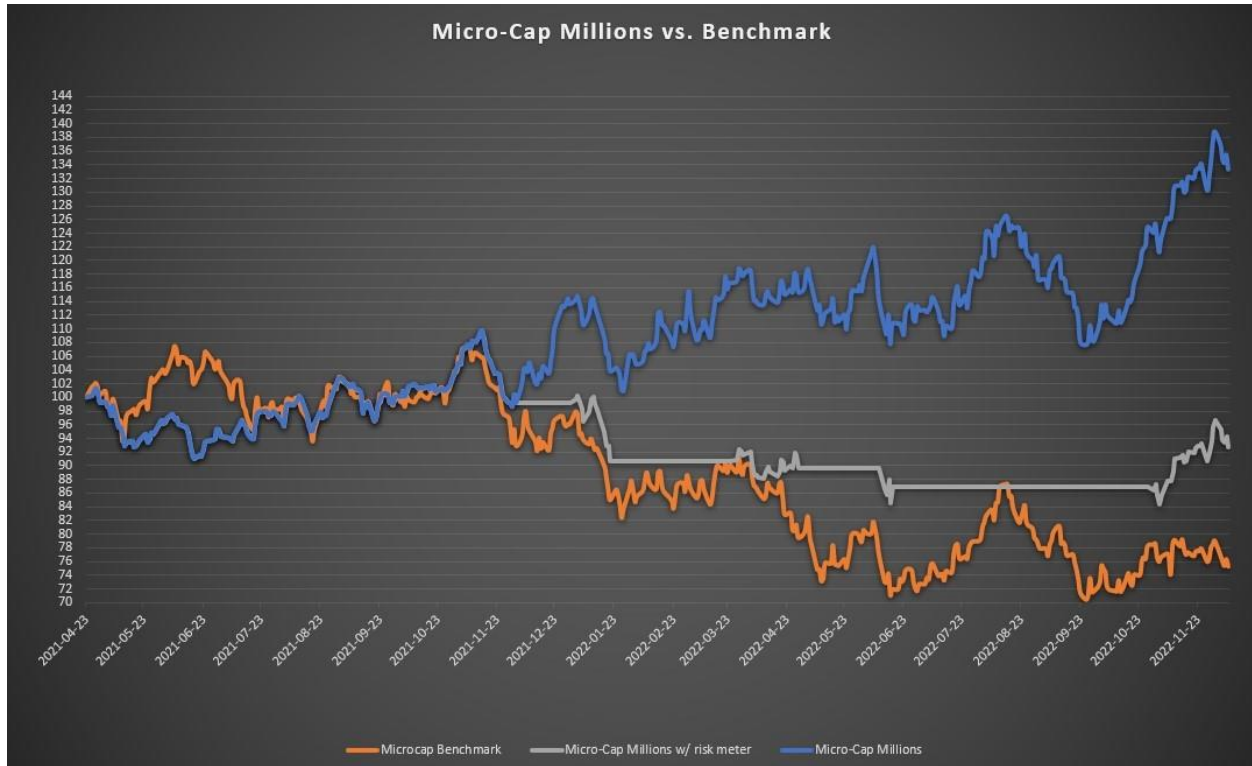
Given the liquidity situation is still unfavorable, the odds favor large swings in the market from overbought to oversold.

The *Risk-O-Meter* remains in the green zone.

However, given the overbought nature of the market, I am still sitting on my hands, waiting for a better spot.



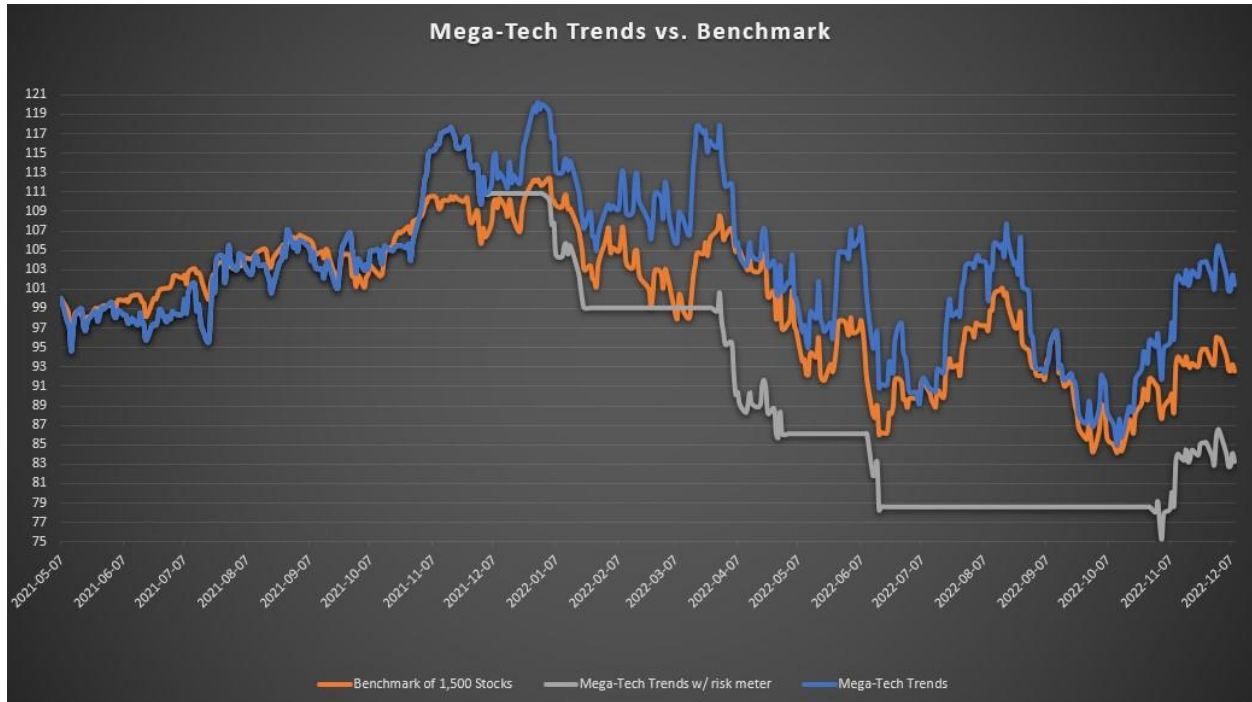
Micro-Cap Millions



There are no trades this week. Here is the portfolio:

Ticker	Name	Return	Days Held	Sector
BELFB	Bel Fuse, Inc.	21.78%	109	Technology
EDAP	EDAP TMS SA	31.52%	94	Healthcare
HCKT	The Hackett Group, Inc.	-1.65%	263	Technology
IRMD	IRadimed Corp.	-0.87%	32	Healthcare
IVAC	Intevac, Inc.	18.54%	32	Technology
KNSA	Kiniksa Pharmaceuticals Ltd.	12.27%	32	Healthcare
PERI	Perion Network Ltd.	46.24%	144	Technology
SMLR	Semler Scientific, Inc.	4.91%	32	Healthcare
TCMD	Tactile Systems Technology, Inc.	17.61%	25	Healthcare
VYGR	Voyager Therapeutics, Inc.	7.83%	25	Healthcare

Mega-Tech Trends



There are no trades this week. Here is the current portfolio:

Ticker	Name	Return	Days Held	Sector
AEIS	Advanced Energy Industries, Inc.	9.29%	32	Technology
ARLO	Arlo Technologies, Inc.	-13.92%	11	Technology
BDC	Belden, Inc.	1.11%	32	Technology
BHE	Benchmark Electronics, Inc.	-0.29%	39	Technology
CDW	CDW Corp.	15.99%	74	Technology
CRUS	Cirrus Logic, Inc.	2.32%	11	Technology
JBL	Jabil, Inc.	20.44%	130	Technology
PLAB	Photronics, Inc.	17.72%	60	Technology
RAMP	LiveRamp Holdings, Inc.	5.70%	11	Technology
SANM	Sanmina Corp.	25.21%	123	Technology

Large Cap Leaders



There is one trade this week.

Buy Merck & Co, Inc. (NYSE: MRK)

Sell Vertex Pharma, Inc. (Nasdaq: VRTX)

Ticker	Name	Return	Days Held	Sector
ADI	Analog Devices, Inc.	0.95%	11	Technology
APH	Amphenol Corp.	-0.32%	305	Technology
CDW	CDW Corp.	8.58%	81	Technology
CSCO	Cisco Systems, Inc.	-2.49%	4	Technology
EPAM	EPAM Systems, Inc.	-4.54%	25	Technology
FTNT	Fortinet, Inc.	10.68%	32	Technology
KEYS	Keysight Technologies, Inc.	2.32%	11	Technology
KLAC	KLA Corp.	22.37%	39	Technology
MRK	Merck & Co, Inc.	0.00%	NEW	Healthcare
SNPS	Synopsys, Inc.	-10.26%	109	Technology

DISCLAIMER:

THIS COMMUNICATION IS FOR EDUCATIONAL AND INFORMATION PURPOSES AND DOES NOT CONSTITUTE INVESTMENT ADVICE. Any Publishing Service offered by HSD Publishing is for educational and informational purposes only and **should NOT be construed as a securities-related offer of solicitation or be relied upon as personalized investment advice.** HSD Publishing strongly recommends that you consult a licensed or registered professional before making any investment decision.

THE RESULTS PRESENTED ARE NOT TYPICAL OR VERIFIED. HSD Publishing has not verified information regarding the historical trading performance presented. Subscribers' trading results have **NOT been tracked or verified**, past performance is not necessarily indicative of future results, **and the results presented in this communication are NOT TYPICAL.** Actual results will vary widely given a variety of factors, such as experience, skill, risk mitigation practices, market dynamics, and the amount of capital deployed. Investing in securities is speculative and carries a high degree of risk; you may lose some, all, or possibly more than your original investment.

HS DENT IS NOT AN INVESTMENT ADVISOR NOR A REGISTERED BROKER. Neither HSD Publishing nor any of its owners or employees is registered as a securities broker-dealer, broker, investment advisor (IA), or IA representative with the US Securities and Exchange Commission, any state securities or regulatory authority, or any self-regulatory organization.

WE MAY HOLD THE SECURITIES DISCUSSED. HSD Publishing has not been paid directly or indirectly by the issuer of any security mentioned in the Services. However, HS Dent, its owners, and its employees may purchase, sell, or hold long or short positions in securities of the companies mentioned in this and future communications.

John Del Vecchio is not an employee or partner of HSD Publishing. HSD Publishing is acting solely as the marketing arm for John Del Vecchio and Unbounded Wealth: Max Profits.

© 2022 HSD PUBLISHING. ALL RIGHTS RESERVED. 15016 Mountain Creek Trail Frisco, TX 77573.