



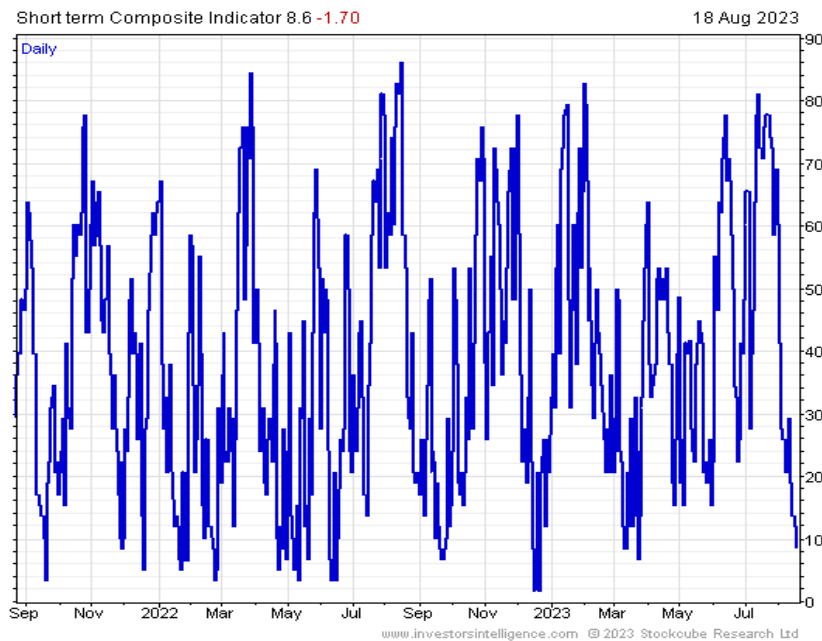
## Oversold

The market hit oversold levels last week. One of my favorite indicators of short-term overbought / oversold readings is the *Short-Term Composite* by Stock Cube Research.

I have posted it here in the past. This week, it hit a level of 8.6. While it could go lower, short-term bottoms are easier to trade because markets can only get pressed so much.

There can only be so much selling before people are washed out.

On the other hand, buying can go on for a long time. It also doesn't matter what valuations are or the level of market sentiment if the market trend is powerfully pointed up.



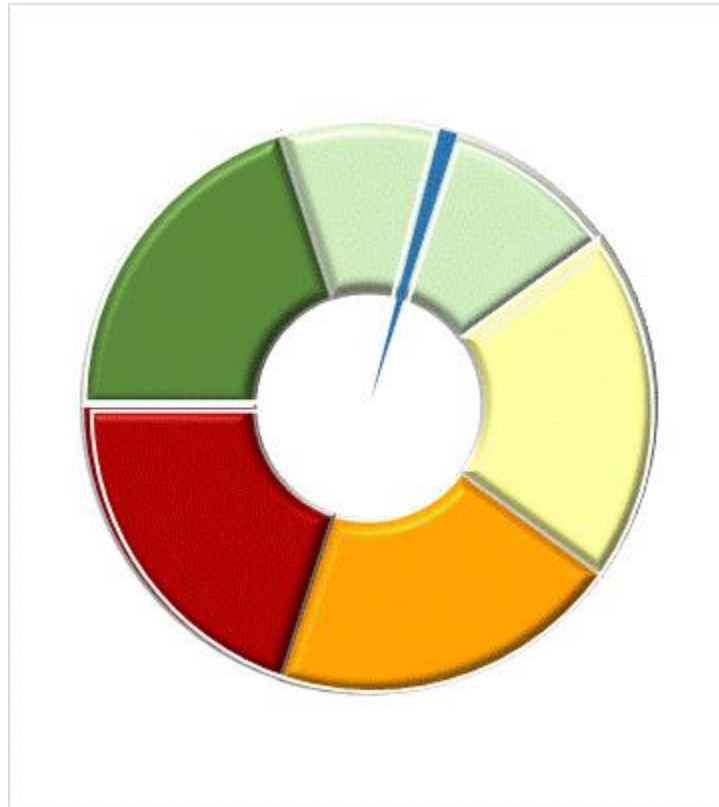
# The Risk-O-Meter

Given that the *Risk-O-Meter* shows low risks, I am buying some stock in this oversold market in my taxable account.

My buying is not too aggressive. I have plenty of concerns, especially about interest rates versus forward earnings, that make me cautious intermediate term on stocks.

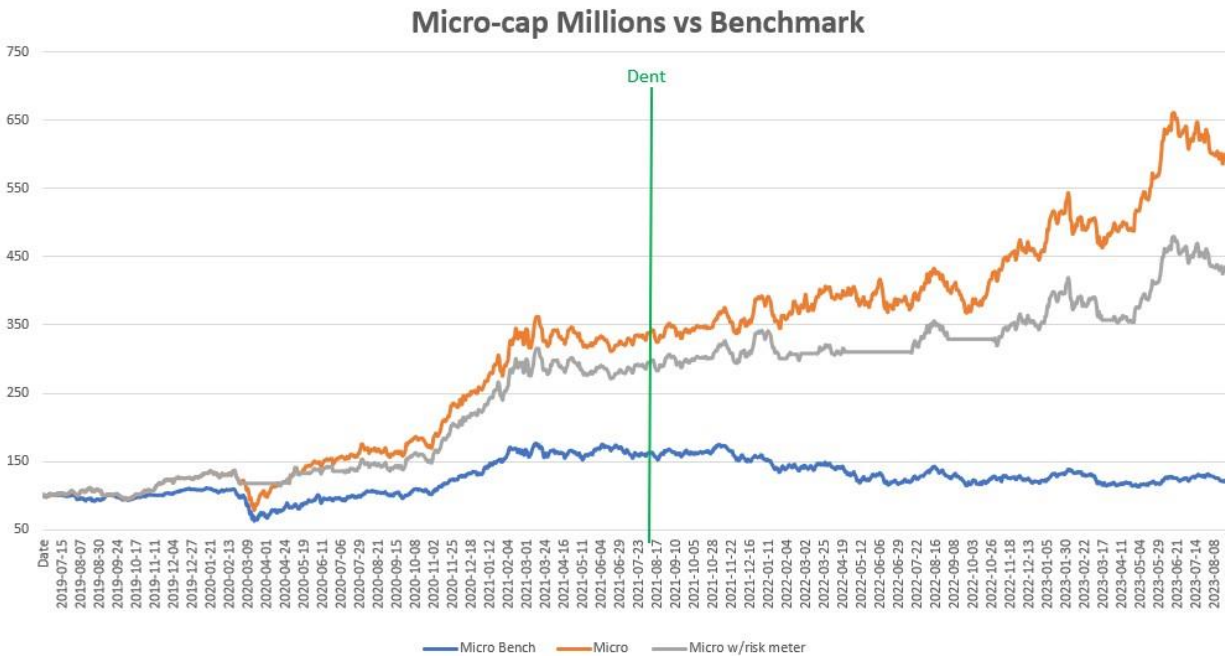
However, as a function of discipline, I add to my account on oversold markets and when risks are low as measured by the *Risk-O-Meter*.

I still like the big indexes such as QQQ, IWM, and SPY\*



\*I use SCHB instead of SPY and SCHA instead of IWM because I'm a Schwab client, and those funds have low fees.

# Micro-Cap Millions



There is one trade this week.

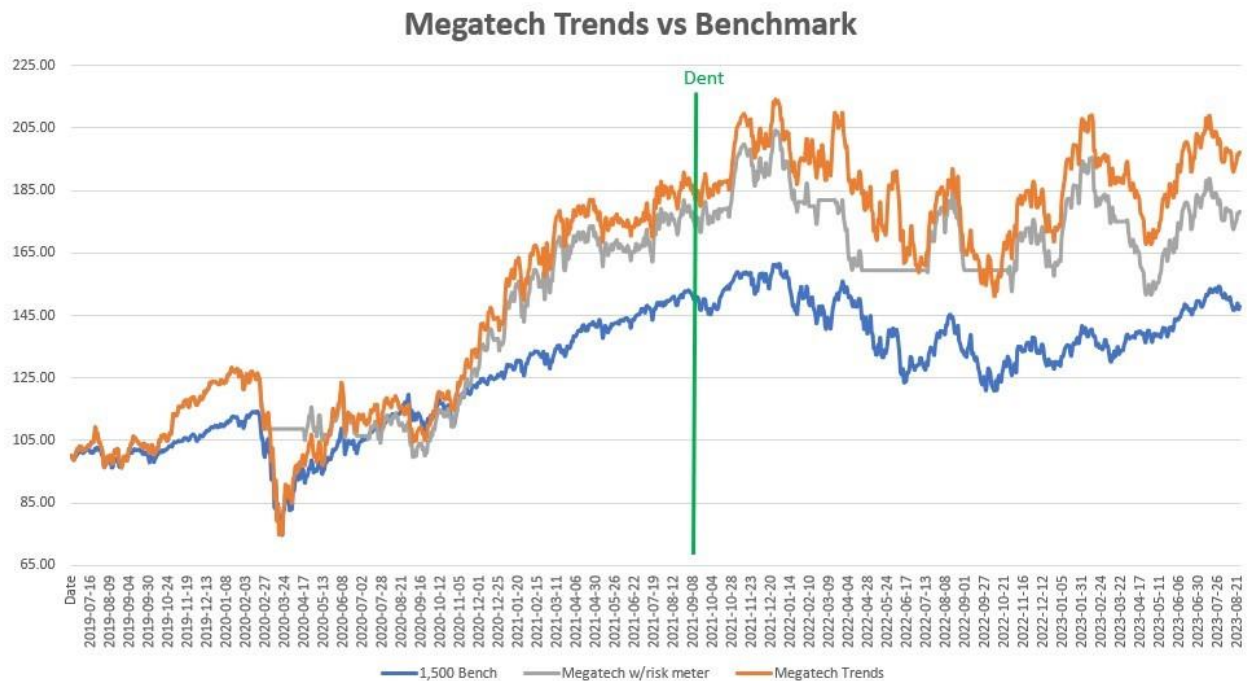
**Buy DecisionPoint Systems, Inc. (NYSE: DPSI)**

**Sell Ooma, Inc. (NYSE: OOMA)**

Here is the current portfolio:

Ticker	Name	Return	Days Held	Sector
ALOT	AstroNova, Inc.	-2.41%	74	Technology
DPSI	DecisionPoint Systems, Inc.	0.00%	NEW	Technology
DTST	Data Storage Corp.	10.82%	4	Technology
ELTK	Eltek Ltd.	29.23%	95	Technology
GILT	Gilat Satellite Networks Ltd.	17.88%	102	Technology
ISDR	Issuer Direct Corp.	-7.84%	14	Technology
ITRN	Ituran Location & Control Ltd.	28.46%	81	Telecommunications
SMLR	Semler Scientific, Inc.	2.89%	4	Healthcare
SPOK	Spok Holdings, Inc.	48.28%	179	Telecommunications
UTMD	Utah Medical Products, Inc.	6.04%	179	Healthcare

# Mega-Tech Trends



There are two “buys” and one “sell” this week. The portfolio is back to ten stocks.

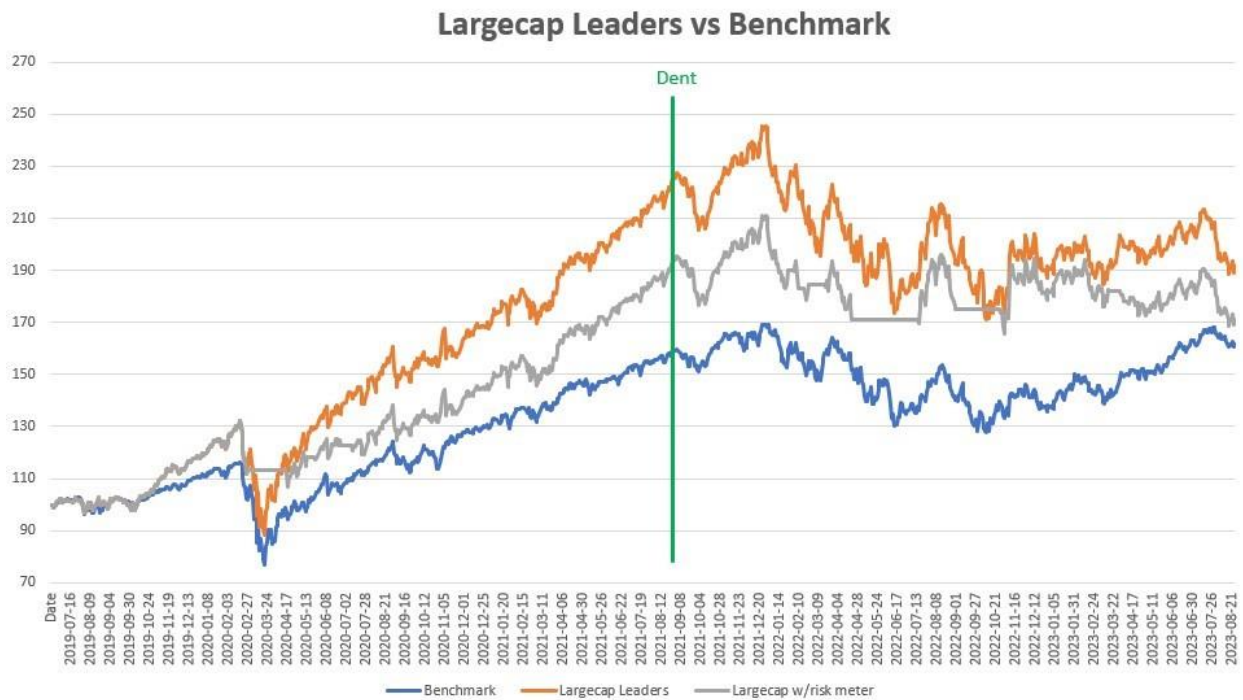
**Buy Cargurus, Inc. (Nasdaq: CARG) and PC Connection, Inc. (Nasdaq: CNXN)**

**Sell OSI Systems, Inc. (Nasdaq: OSIS)**

Here is the current portfolio:

Ticker	Name	Return	Days Held	Sector
ANIP	ANI Pharmaceuticals, Inc.	23.81%	28	Healthcare
CARG	Cargurus, Inc.	0.00%	NEW	Technology
CNXN	PC Connection, Inc.	0.00%	NEW	Technology
EPAM	EPAM Systems, Inc.	2.24%	14	Technology
INTC	Intel Corp.	-5.38%	18	Technology
OMCL	Omnicell, Inc.	-0.99%	4	Healthcare
PLAB	Photronics, Inc.	-12.84%	39	Technology
PLUS	ePlus, Inc.	27.04%	87	Technology
VECO	Veeco Instruments, Inc.	-6.37%	14	Technology
XPER	Xperi, Inc.	-2.25%	4	Technology

# Large Cap Leaders



There is one trade this week.

**Buy Salesforce, Inc. (NYSE: CRM)**

**Sell Alphabet, Inc. (Nasdaq: GOOGL)**

Here is the current portfolio:

Ticker	Name	Return	Days Held	Sector
ADBE	Adobe, Inc.	8.20%	46	Technology
ANET	Arista Networks, Inc.	3.41%	14	Technology
BSX	Boston Scientific Corp.	1.14%	4	Healthcare
CMCSA	Comcast Corp.	1.40%	18	Telecommunications
CRM	Salesforce, Inc.	0.00%	NEW	Technology
EPAM	EPAM Systems, Inc.	1.96%	4	Technology
FTNT	Fortinet, Inc.	-24.76%	32	Technology
MSI	Motorola Solutions, Inc.	0.40%	4	Technology
NOW	ServiceNow, Inc.	2.18%	18	Technology
SYK	Stryker Corp.	-5.51%	66	Healthcare

**DISCLAIMER:**

**THIS COMMUNICATION IS FOR EDUCATIONAL AND INFORMATION PURPOSES AND DOES NOT CONSTITUTE INVESTMENT ADVICE.** Any Publishing Service offered by HSD Publishing is for educational and informational purposes only and **should NOT be construed as a securities-related offer of solicitation or be relied upon as personalized investment advice.** HSD Publishing strongly recommends that you consult a licensed or registered professional before making any investment decision.

**THE RESULTS PRESENTED ARE NOT TYPICAL OR VERIFIED.** HSD Publishing has not verified information regarding the historical trading performance presented. Subscribers' trading results have **NOT been tracked or verified**, past performance is not necessarily indicative of future results, **and the results presented in this communication are NOT TYPICAL.** Actual results will vary widely given various factors, such as experience, skill, risk mitigation practices, market dynamics, and the amount of capital deployed. Investing in securities is speculative and carries a high risk; you may lose some, all, or possibly more than your original investment.

**HS DENT IS NOT AN INVESTMENT ADVISOR NOR A REGISTERED BROKER.** Neither HSD Publishing nor its owners or employees is registered as a securities broker-dealer, broker, investment advisor (IA), or I.A. representative with the U.S. Securities and Exchange Commission, state securities or regulatory authority, or self-regulatory organization.

**WE MAY HOLD THE SECURITIES DISCUSSED.** HSD Publishing has not been paid directly or indirectly by the issuer of any security mentioned in the Services. However, HS Dent, its owners, and its employees may purchase, sell, or hold long or short positions in securities of the companies mentioned in this and future communications.

John Del Vecchio is not an employee or partner of HSD Publishing. HSD Publishing serves solely as the marketing arm for John Del Vecchio and Unbounded Wealth: Max Profits.

© 2023 HSD PUBLISHING. ALL RIGHTS RESERVED. 15016 Mountain Creek Trail Frisco, TX 77573.