



## Straight to Video

A couple of weeks ago, I noted that my game plan for my taxable account needed to be more explicit.

Had I shot a video, there would have been clarity.

That is precisely what I am going to do.

Soon, I will be shooting videos for Dent and on my own.

I am mulling over having a Facebook group as well.

We are in a tricky time in the markets.

Some severe volatility is coming.

However, we will survive it.

And the opportunities will be incredible when we come out the other side.

It will be easier to stick together if we can interact as a community.

The Facebook group or website blog will be free.

While I may have other services to sell (the website is a .com and not a .org), my prerogative isn't to constantly sell or upsell to you, dear subscriber.

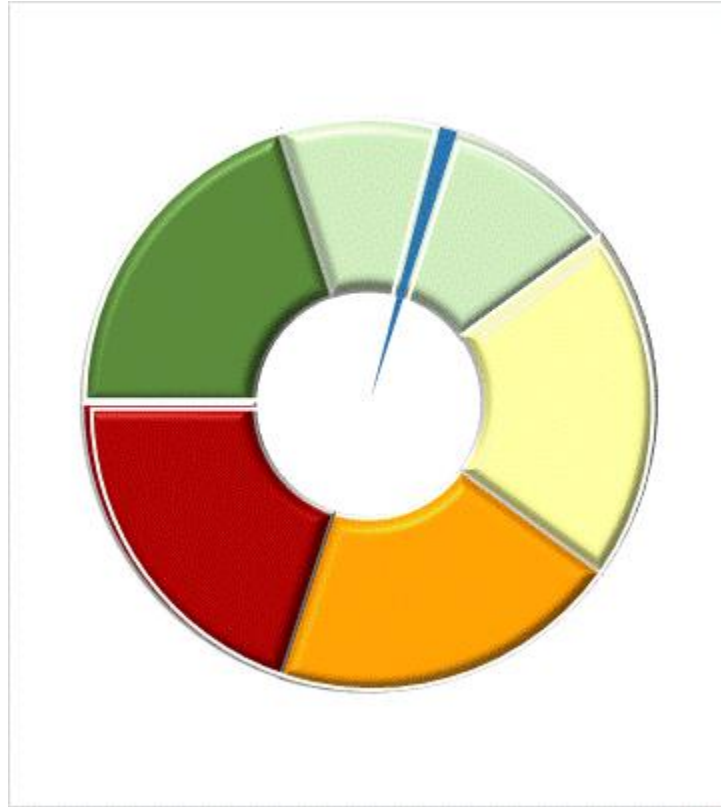
If I can grow the Facebook group to 1,000 people, I'll start doing live events within the group.

Happy hour, perhaps?

It's 5 PM somewhere!

We will all benefit from having more interaction. That's my plan! More coming soon!

# The Risk-O-Meter

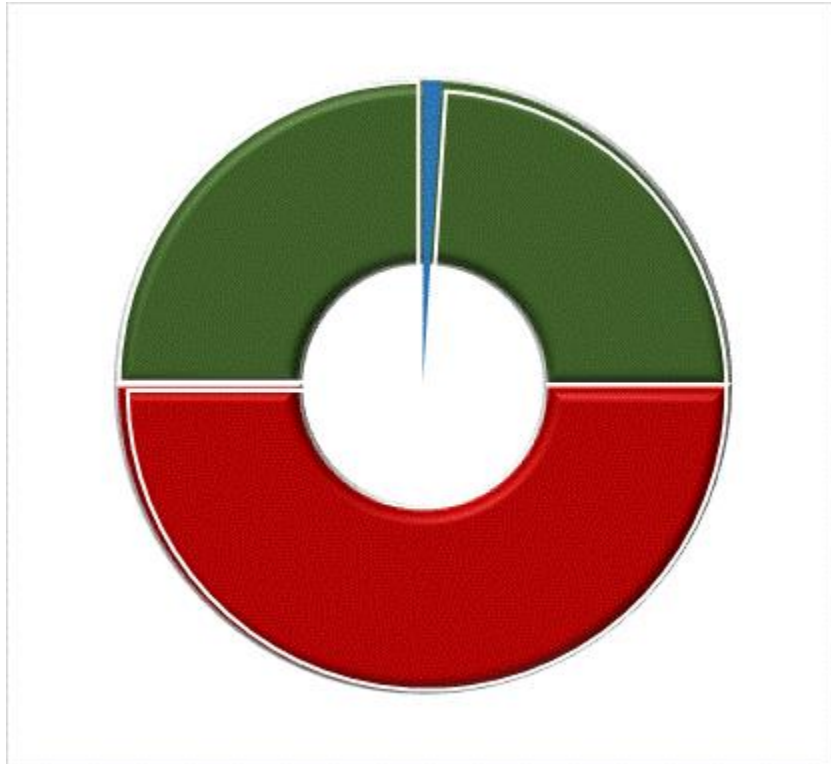


# 50X Fortunes

The strategy is invested in the QQQ ETF as the Nasdaq has been in a strong trend with relatively low volatility.





## Buy QQQ

The strategy is up 10.4% versus 9.1% for the benchmark.



# Simple Retirement System

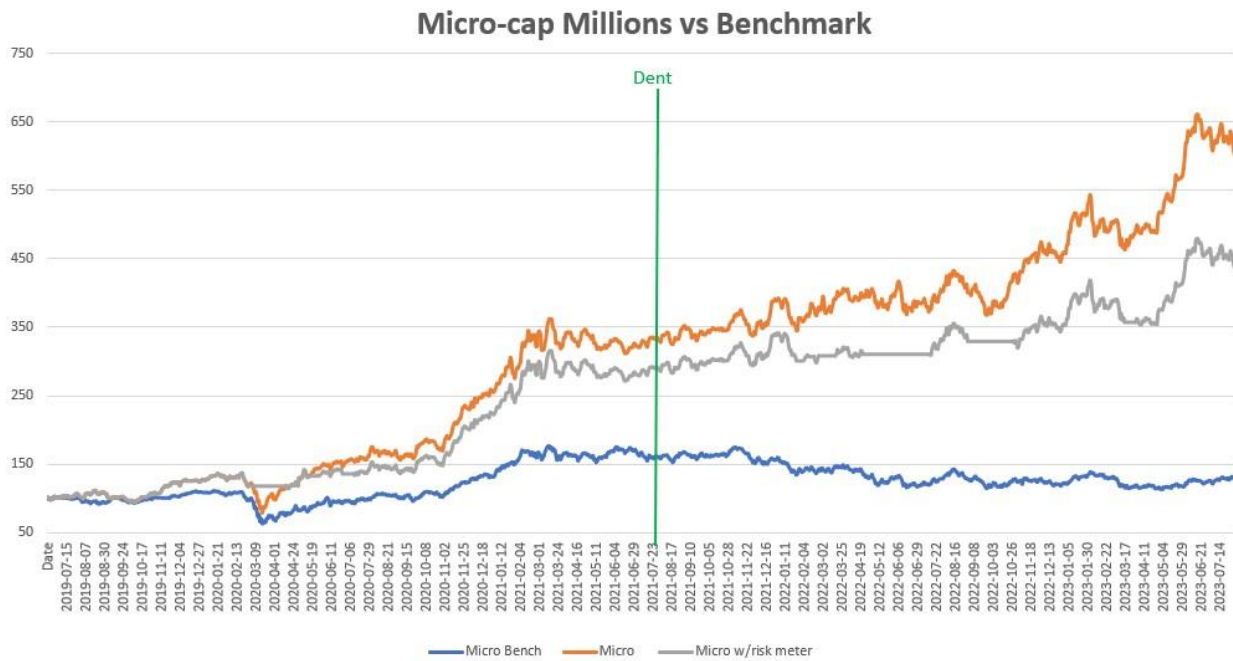
No new trades this month. The portfolio is fully loaded into the Nasdaq with the QQQ ETF. The Nasdaq has been on a tear this year. For now, the trend is your friend.

Component	Position	Position Size	Risk ON or OFF	
Market Trend	QQQ	25.0%	RISK ON	
Sentiment	QQQ	25.0%	RISK ON	
Volatility	QQQ	25.0%	RISK ON	
Credit Risk	QQQ	25.0%	RISK ON	

The strategy is up 13.5% versus 9.1% for the global benchmark and 17.7% for the S&P 500.

Since its inception, the strategy has been up 13.2% versus a loss of 8.1% for the benchmark and 3.7% for the S&P 500.

# Micro-Cap Millions



There is one trade this week.

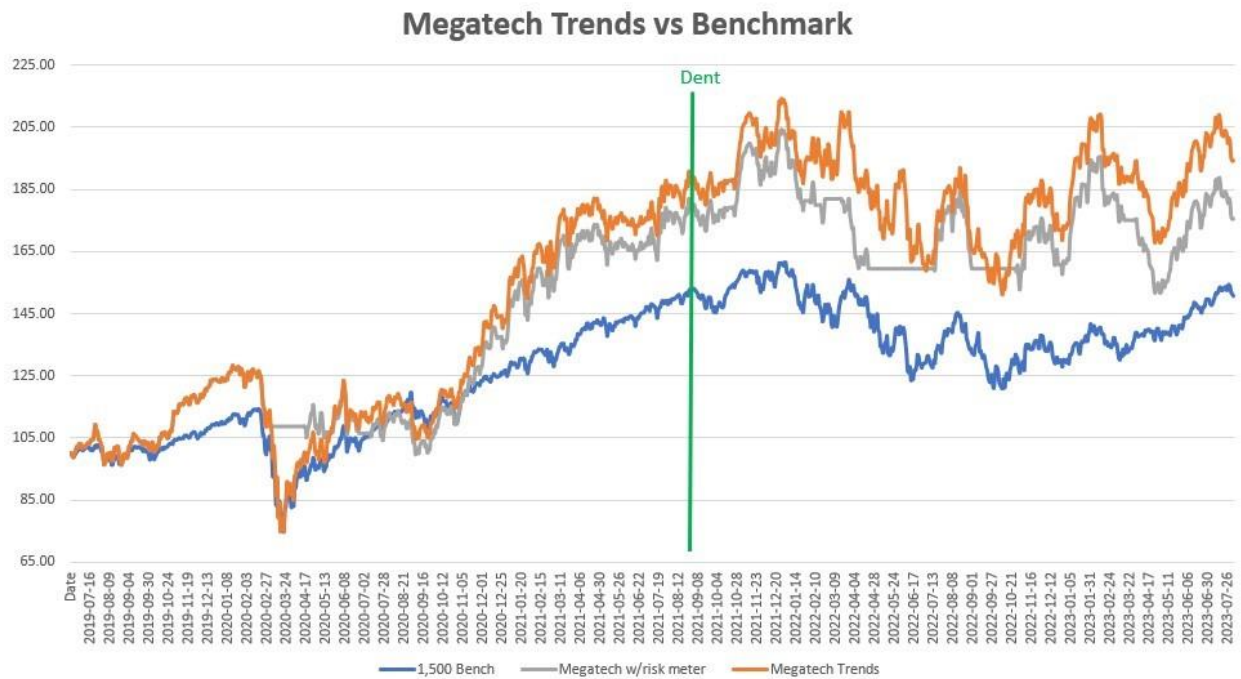
**Buy Universal Security Instruments, Inc. (NYSE: UUU)**

**Sell Bel Fuse, Inc. (Nasdaq: BELFB)**

Here is the current portfolio:

Ticker	Name	Return	Days Held	Sector
ALOT	AstroNova, Inc.	-10.29%	53	Technology
CINT	CI&T, Inc. (Brazil)	-12.44%	39	Technology
ELTK	Eltek Ltd.	13.61%	74	Technology
GILT	Gilat Satellite Networks Ltd.	13.79%	81	Technology
ITRN	Ituran Location & Control Ltd.	19.06%	60	Telecommunications
OOMA	Ooma, Inc.	12.52%	66	Technology
SPOK	Spok Holdings, Inc.	46.45%	158	Telecommunications
TCMD	Tactile Systems Technology, Inc.	5.56%	66	Healthcare
UTMD	Utah Medical Products, Inc.	12.46%	158	Healthcare
UUU	Universal Security Instruments, Inc.	0.00%	NEW	Technology

# Mega-Tech Trends



There is one “buy” and three “sells” this week. As a result, there are eight stocks in the portfolio.

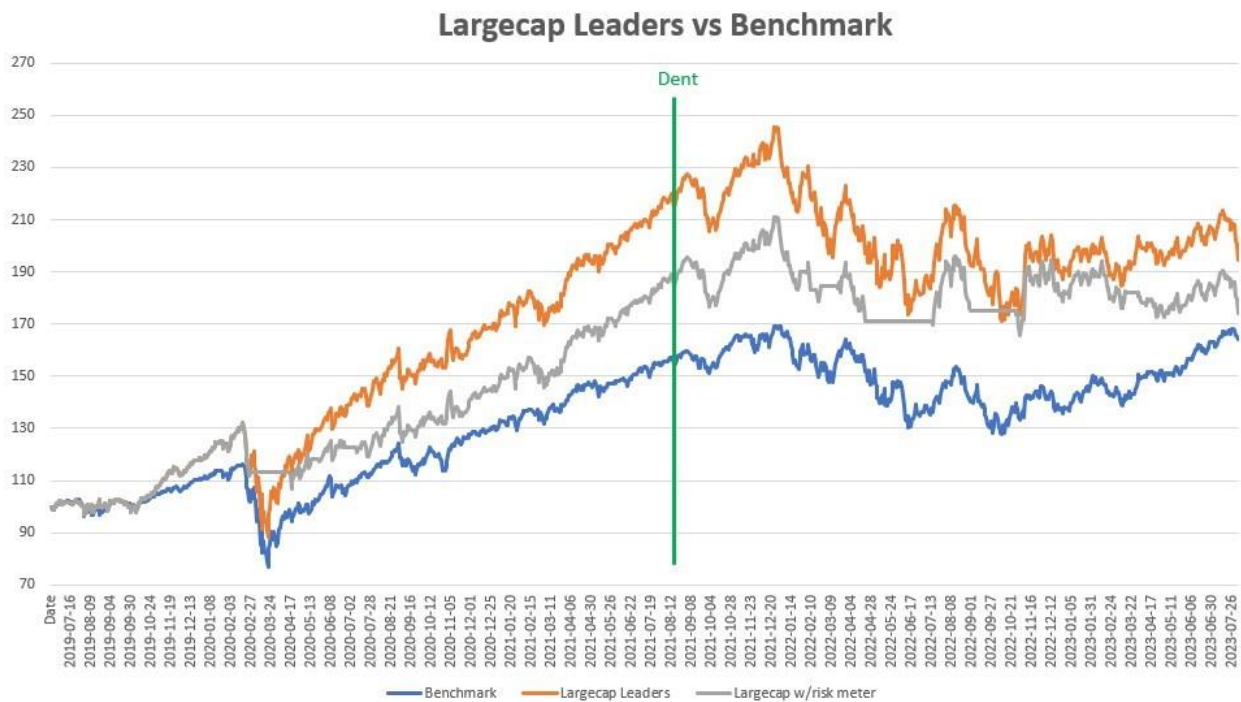
**Buy Intel Corp. (Nasdaq: INTC)**

**Sell Belden, Inc, (NYSE: BDC), Diodes, Inc, (Nasdaq: DIOD), and Littelfuse, Inc. (Nasdaq: LFUS)**

Here is the current portfolio:

Ticker	Name	Return	Days Held	Sector
ANIP	ANI Pharmaceuticals, Inc.	4.33%	7	Healthcare
CALX	Calix, Inc.	-11.96%	25	Technology
<b>INTC</b>	<b>Intel Corp.</b>	<b>0.00%</b>	<b>NEW</b>	<b>Technology</b>
NTCT	NetScout Systems, Inc.	-0.82%	7	Technology
OSIS	OSI Systems, Inc.	-0.94%	18	Technology
PLAB	Photronics, Inc.	-0.23%	18	Technology
PLUS	ePlus, Inc.	16.80%	66	Technology
VNDA	Vanda Pharmaceuticals, Inc.	-9.29%	7	Healthcare

# Large Cap Leaders



There are three trades this week.

**Buy Comcast Corp. (Nasdaq: CMCSA), Alphabet (Nasdaq: GOOGL), and ServiceNow (NYSE: NOW)**

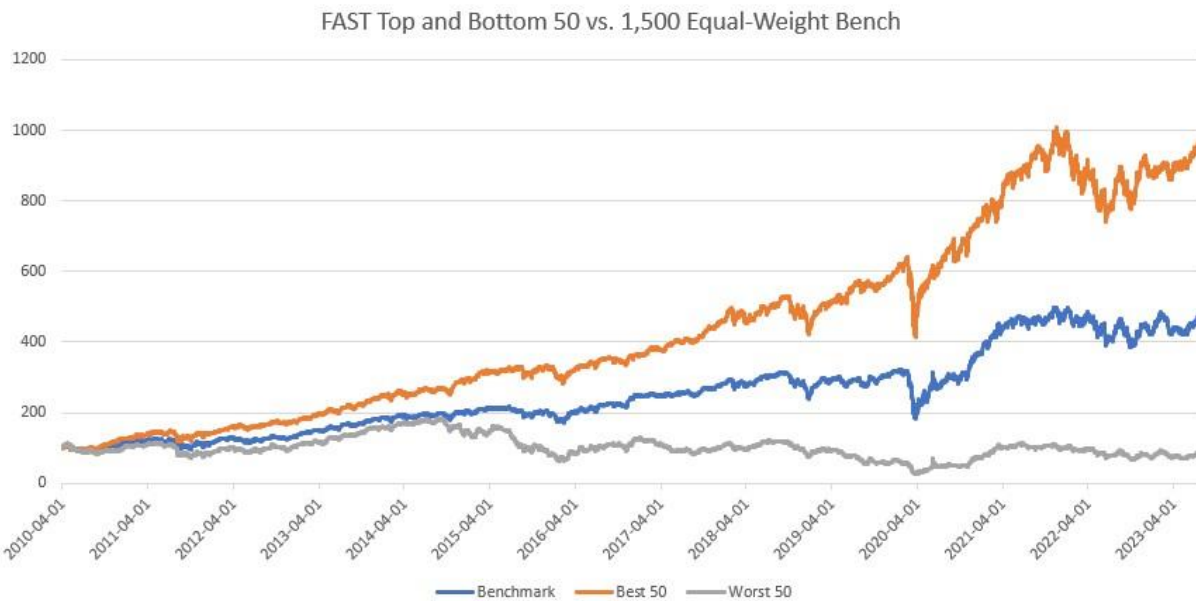
**Sell Boston Scientific (NYSE: BSX), S&P Global (NYSE: SPGI), and Zimmer (NYSE: ZBH)**

Here is the current portfolio:

Ticker	Name	Return	Days Held	Sector
ADBE	Adobe, Inc.	8.57%	25	Technology
CMCSA	Comcast Corp.	0.00%	NEW	Telecommunications
CRM	Salesforce, Inc.	23.91%	144	Technology
FTNT	Fortinet, Inc.	-27.37%	11	Technology
GOOGL	Alphabet, Inc.	0.00%	NEW	Technology
KEYS	Keysight Technologies, Inc.	-1.81%	66	Technology
NFLX	Netflix, Inc.	0.96%	11	Technology
NOW	ServiceNow, Inc.	0.00%	NEW	Technology
PANW	Palo Alto Networks, Inc.	-9.51%	18	Technology
SYK	Stryker Corp.	-3.61%	45	Healthcare

# The Forensic Accounting Stock Tracker™ (FAST)

Below are the top and bottom 50 stocks in the FAST Model for **August 2023**. The Model is updated monthly.



## How to Use FAST™

There are several ways to use FAST™ in your investing process.

Among them:

- Individual stock selection -- FAST™ can help you analyze individual stocks and narrow your investment opportunities to the highest earnings quality equities.
- Options Trades – FAST™ is built around identifying companies with the highest opportunities or risks to generate earnings results that exceed or fall short of investor expectations. Stocks tend to have more volatility around earnings releases. Using options on high/low-ranked FAST stocks may improve returns or hedging opportunities by betting on stocks that may exceed or fall short of analysts' and investors' expectations.
- Building an Entire Portfolio – While FAST™ ranks stocks in order of earnings quality, there may ultimately be little difference between the #1 and #22 ranked stocks, for example. Buying an entire basket of the top 25 or 50 stocks may provide a diversified portfolio with similar underlying characteristics: strong earnings quality, reasonable valuations, and expectations that could lead to upward revisions in the coming quarters.



The bottom 50 stocks are ranked by their actual rank (1447-1496) instead of 1-50 because the 50<sup>th</sup> stock was the lowest-ranked stock in the Model, but some subscribers needed clarification with the 1-50 rank.



**Forensic Accounting Stock Tracker**  
**“CSI For Your Stock Portfolio”**



Rank	Rank Change	Ticker	Stock Name	Overall Rank	Buybacks	Earnings Quality	Momentum	Sentiment
Column1	Column2	Column3	Column4	Column5	Column6	Column7	Column8	Column9
1	0	ORLY	O'Reilly Automotive, Inc.	A+	A-	A+	A	A+
2	0	AZO	AutoZone, Inc.	A+	A	A-	A	A
3	1	PRI	Primerica, Inc.	A+	B+	A+	A-	A
4	3	VRSK	Verisk Analytics, Inc.	A+	A	A	B	A-
5	5	HCA	HCA Healthcare, Inc.	A+	A	B	A	A
6	-3	LOPE	Grand Canyon Education, Inc.	A+	A	A-	B+	A
7	6	KLAC	KLA Corp.	A+	A	A-	B+	A-
8	0	GIS	General Mills, Inc.	A+	B	A	A	A-
9	-3	VRSN	VeriSign, Inc.	A+	B+	A+	B	A
10	-1	ULTA	Ulta Beauty, Inc.	A+	B+	A	A-	B
11	-6	LMT	Lockheed Martin Corp.	A+	A-	B	A-	A
12	0	ABC	AmerisourceBergen Corp.	A+	B	A-	A+	A-
13	4	CDNS	Cadence Design Systems, Inc.	A+	C	A	A	A+
14	28	FICO	Fair Isaac Corp.	A+	B-	A-	A+	B+
15	20	TJX	The TJX Cos., Inc.	A+	B-	A-	A-	A+
16	2	FI	Fiserv, Inc.	A+	B+	B	B	A
17	6	JBL	Jabil, Inc.	A+	B+	B-	A+	A-
18	1	AVGO	Broadcom Inc.	A+	B-	A	A-	A-
19	5	EME	EMCOR Group, Inc.	A+	A-	C-	A+	A+
20	-9	TWNK	Hostess Brands, Inc.	A+	B+	B-	A+	B
21	10	HSY	The Hershey Co.	A+	C-	A+	A+	B+
22	14	ISRG	Intuitive Surgical, Inc.	A+	B-	A+	B	A-
23	27	ROST	Ross Stores, Inc.	A+	B-	B+	B	A
24	143	IR	Ingersoll Rand, Inc.	A+	C-	A	A-	A
25	0	CMG	Chipotle Mexican Grill, Inc.	A+	C+	A	A	B+
26	74	PH	Parker-Hannifin Corp.	A+	D+	A-	A	A+
27	10	ROCK	Gibraltar Industries, Inc.	A+	B+	A	C+	A-
28	-14	MANH	Manhattan Associates, Inc.	A+	B-	A+	A-	B
29	-13	ADI	Analog Devices, Inc.	A+	B	A+	B	B
30	74	CCRN	Cross Country Healthcare, Inc.	A+	A	B	A-	B-
31	76	NVT	nVent Electric plc	A+	C-	B+	A+	A
32	-12	LIN	Linde Plc	A+	B-	A	B+	B
33	20	AME	AMETEK, Inc.	A+	D+	A	A-	A+
34	12	MCK	McKesson Corp.	A+	A-	D	A+	A+
35	-14	DCI	Donaldson Co., Inc.	A+	C+	A	B	A
36	121	UHS	Universal Health Services, Inc.	A+	A-	B	B	B
37	-7	PG	Procter & Gamble Co.	A+	B-	A	C+	A+
38	22	MCD	McDonald's Corp.	A+	C	B+	B+	A
39	15	KBR	KBR, Inc.	A+	B	B	A	B
40	35	CACI	CACI International, Inc.	A+	B	B-	B	A+
41	302	MMC	Marsh & McLennan Cos., Inc.	A+	C+	A-	B	A
42	5	MNST	Monster Beverage Corp.	A+	C	A	A	B
43	6	MDLZ	Mondelez International, Inc.	A+	C+	A-	B	A
44	-1	DLTR	Dollar Tree, Inc.	A+	B-	B	A-	A-
45	12	BDC	Belden, Inc.	A+	B	D+	A+	A+
46	-17	SNPS	Synopsys, Inc.	A+	C+	B	B+	A+
47	170	TEL	TE Connectivity Ltd.	A+	B-	A+	C-	A
48	28	COHU	Cohu, Inc.	A+	B	A	A-	B-
49	37	WWD	Woodward, Inc.	A+	B	A	B-	B+
50	5	HOLX	Hologic, Inc.	A+	C+	A	B-	A



**Forensic Accounting Stock Tracker**  
**“CSI For Your Stock Portfolio”**



Rank	Rank Change	Ticker	Stock Name	Overall Rank	Buybacks	Earnings Quality	Momentum	Sentiment
Column1	Column2	Column3	Column4	Column5	Column6	Column7	Column8	Column9
1449	-11	CZR	Caesars Entertainment, Inc.	F	D-	D-	D-	D-
1450	-11	AMCX	AMC Networks, Inc.	F	C+	F	F	D-
1451	-81	PUMP	ProPetro Holding Corp.	F	D-	D	D-	D-
1452	-42	CRSR	Corsair Gaming, Inc.	F	F	D-	D+	D-
1453	-32	JWN	Nordstrom, Inc.	F	C-	F	D-	D-
1454	1	DAN	Dana, Inc.	F	D	D-	D	D-
1455	-1	VFC	VF Corp.	F	D	D-	F	D-
1456	-31	SWK	Stanley Black & Decker, Inc.	F	D	D-	D-	F
1457	8	NLY	Annaly Capital Management, Inc.	F	F	D-	D+	D-
1458	9	SWX	Southwest Gas Holdings, Inc.	F	F	D-	D	D
1459	17	UNIT	Uniti Group, Inc.	F	D-	F	D-	D+
1460	-2	ONL	Orion Office REIT, Inc.	F	D+	D-	D-	D-
1461	-47	LYV	Live Nation Entertainment, Inc.	F	D-	D-	D-	D-
1462	-36	SPWR	SunPower Corp.	F	D+	D-	D-	F
1463	6	IVR	Invesco Mortgage Capital, Inc.	F	D-	D-	D+	F
1464	0	TRIP	TripAdvisor, Inc.	F	D	D-	D-	D-
1465	-101	VLY	Valley National Bancorp	F	D	D-	D-	D-
1466	4	BDN	Brandywine Realty Trust	F	D	D-	D-	D-
1467	-5	HBI	Hanesbrands, Inc.	F	D	D-	F	D-
1468	-8	MODV	ModivCare, Inc.	F	D-	D-	D-	D
1469	-152	QURE	UniQure NV	F	D-	D-	D	D-
1470	9	MAC	Macerich Co.	F	D-	D-	D	F
1471	-19	SAFE	Safehold, Inc.	F	D	F	F	D-
1472	-1	PACW	PacWest Bancorp	F	F	D+	D-	F
1473	-29	ARR	ARMOUR Residential REIT, Inc.	F	F	D-	D+	F
1474	0	CMP	Compass Minerals International, Inc.	F	F	D-	D-	D-
1475	-3	NRG	NRG Energy, Inc.	F	D-	F	D+	F
1476	-13	FYBR	Frontier Communications Parent, Inc.	F	D	D-	D-	F
1477	-32	NBR	Nabors Industries Ltd.	F	D-	F	D	F
1478	-88	APPS	Digital Turbine, Inc.	F	D-	D-	D-	D-
1479	-2	TNDM	Tandem Diabetes Care, Inc.	F	D-	D	F	D-
1480	-12	CWK	Cushman & Wakefield Plc	F	D+	D-	F	D-
1481	9	JBLU	JetBlue Airways Corp.	F	D-	F	D-	D
1482	-4	AKR	Acadia Realty Trust	F	D-	D-	D-	D-
1483	-3	EHAB	Enhabit, Inc.	F	F	D+	F	D-
1484	1	TWO	Two Harbors Investment Corp.	F	F	D-	D-	D-
1485	-19	ENTA	Enanta Pharmaceuticals, Inc.	F	D-	D-	D-	D-
1486	-62	LESL	Leslie's, Inc.	F	D-	D-	D-	F
1487	-58	STC	Stewart Information Services Corp.	F	D-	D-	D-	D-
1488	-35	HZO	MarineMax, Inc.	F	D-	F	F	D
1489	-7	RUN	SunRun, Inc.	F	D-	D-	D-	D-
1490	-6	PARA	Paramount Global	F	D	D-	D-	F
1491	-8	HA	Hawaiian Holdings, Inc.	F	D	F	F	D-
1492	-6	VNO	Vornado Realty Trust	F	D-	D-	F	F
1493	-6	RWT	Redwood Trust, Inc.	F	D-	D-	D-	D-
1494	0	SMTC	Semtech Corp.	F	D-	D-	D-	D-
1495	-6	LNC	Lincoln National Corp.	F	F	F	D-	D-
1496	-1	DISH	DISH Network Corp.	F	D-	D-	F	F
1497	-6	BFH	Bread Financial Holdings, Inc.	F	D-	F	F	D-
1498	-6	KEY	KeyCorp	F	F	F	F	D-

**DISCLAIMER:**

**THIS COMMUNICATION IS FOR EDUCATIONAL AND INFORMATION PURPOSES AND DOES NOT CONSTITUTE INVESTMENT ADVICE.** Any Publishing Service offered by HSD Publishing is for educational and informational purposes only and **should NOT be construed as a securities-related offer of solicitation or be relied upon as personalized investment advice.** HSD Publishing strongly recommends that you consult a licensed or registered professional before making any investment decision.

**THE RESULTS PRESENTED ARE NOT TYPICAL OR VERIFIED.** HSD Publishing has not verified information regarding the historical trading performance presented. Subscribers' trading results have **NOT been tracked or verified**, past performance is not necessarily indicative of future results, **and the results presented in this communication are NOT TYPICAL.** Actual results will vary widely given various factors, such as experience, skill, risk mitigation practices, market dynamics, and the amount of capital deployed. Investing in securities is speculative and carries a high risk; you may lose some, all, or possibly more than your original investment.

**HS DENT IS NOT AN INVESTMENT ADVISOR NOR A REGISTERED BROKER.** Neither HSD Publishing nor its owners or employees is registered as a securities broker-dealer, broker, investment advisor (IA), or I.A. representative with the U.S. Securities and Exchange Commission, state securities or regulatory authority, or self-regulatory organization.

**WE MAY HOLD THE SECURITIES DISCUSSED.** HSD Publishing has not been paid directly or indirectly by the issuer of any security mentioned in the Services. However, HS Dent, its owners, and its employees may purchase, sell, or hold long or short positions in securities of the companies mentioned in this and future communications.

John Del Vecchio is not an employee or partner of HSD Publishing. HSD Publishing serves solely as the marketing arm for John Del Vecchio and Unbounded Wealth: Max Profits.

© 2023 HSD PUBLISHING. ALL RIGHTS RESERVED. 15016 Mountain Creek Trail Frisco, TX 77573.