



All Clear

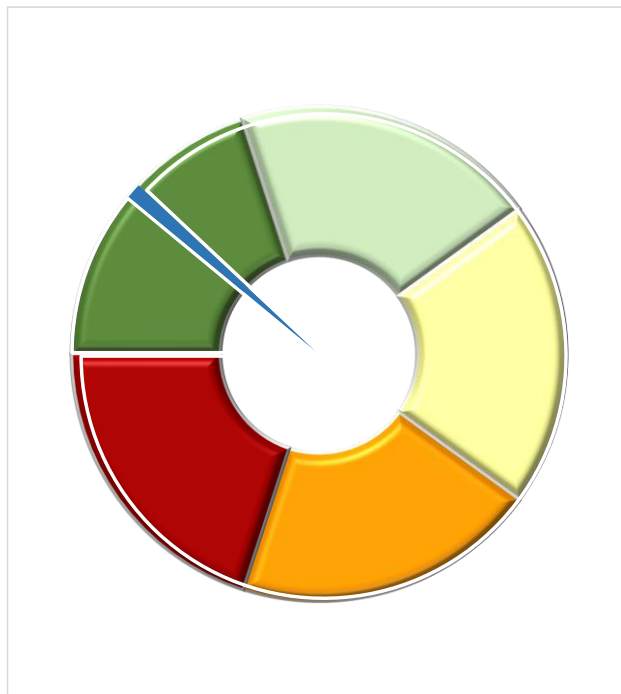
The *Risk-O-Meter* is all green.

The bounce I suggested could happen a few weeks ago has been very powerful.

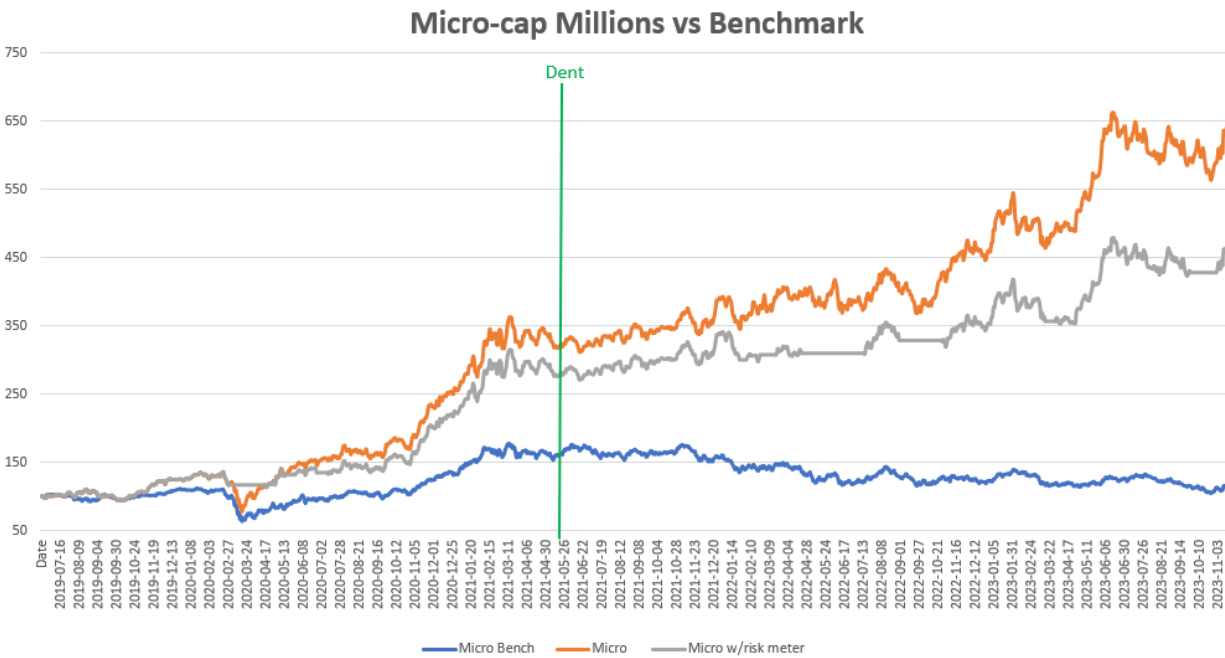
This is particularly true in the *Microcap Millions* strategy, which has surged to within a breath of all-time highs.

As I have noted here recently several times, I now favor smaller companies in my taxable account.

The market is due for a pullback. On pullbacks, I will continue to favor small-cap stocks for my account.



Micro-Cap Millions



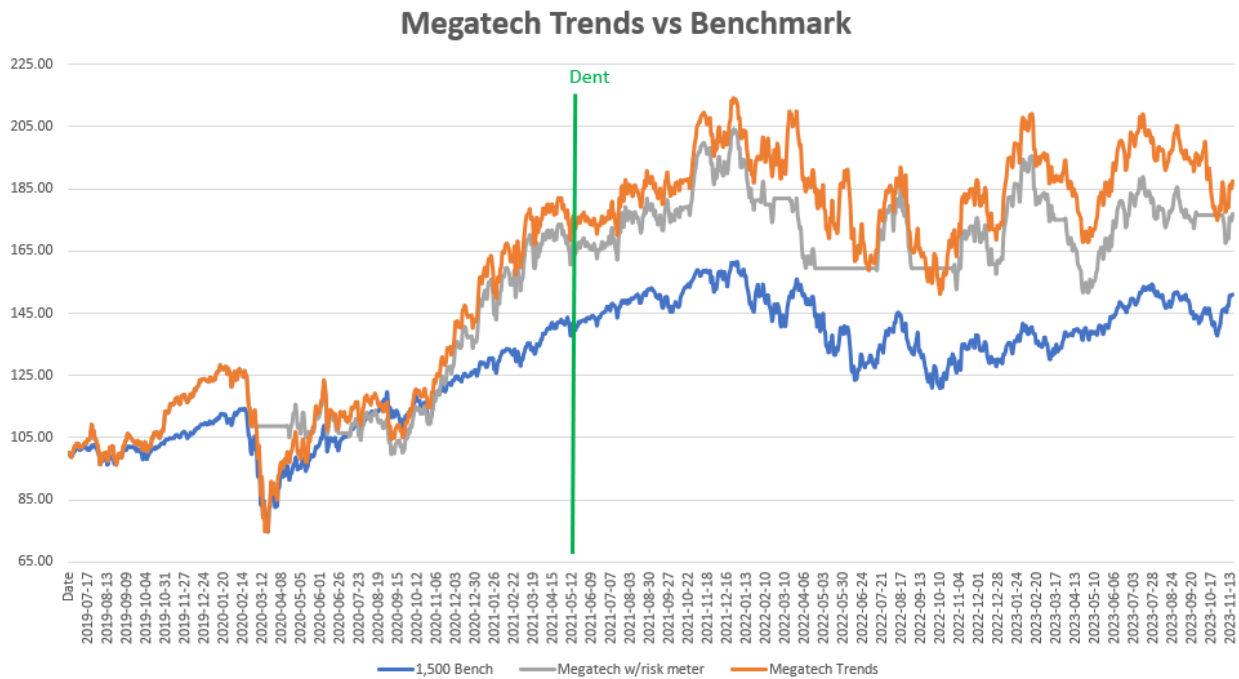
There are two trades this week.

Buy M-tron Industries, Inc. (NYSE: MPTI) and RCM Technologies, Inc. (Nasdaq: RCMT)

Sell DecisionPoint Systems, Inc. (NYSE: DPSI) and Universal Security Instruments, Inc. (NYSE: UUU)

Ticker	Name	Return	Days Held	Sector
DSP	Viant Technology, Inc.	8.75%	18	Technology
DTST	Data Storage Corp.	23.32%	88	Technology
EGAN	eGain Corp.	10.05%	4	Technology
FEIM	Frequency Electronics, Inc.	17.32%	32	Technology
GILT	Gilat Satellite Networks Ltd.	16.15%	186	Technology
ITRN	Ituran Location & Control Ltd.	7.86%	165	Telecommunications
MIXT	MiX Telematics Ltd.	13.53%	4	Technology
MPTI	M-tron Industries, Inc.	0.00%	NEW	Technology
MTLS	Materialise NV	9.68%	4	Technology
RCMT	RCM Technologies, Inc.	0.00%	NEW	Technology

Mega-Tech Trends



There is one trade this week.

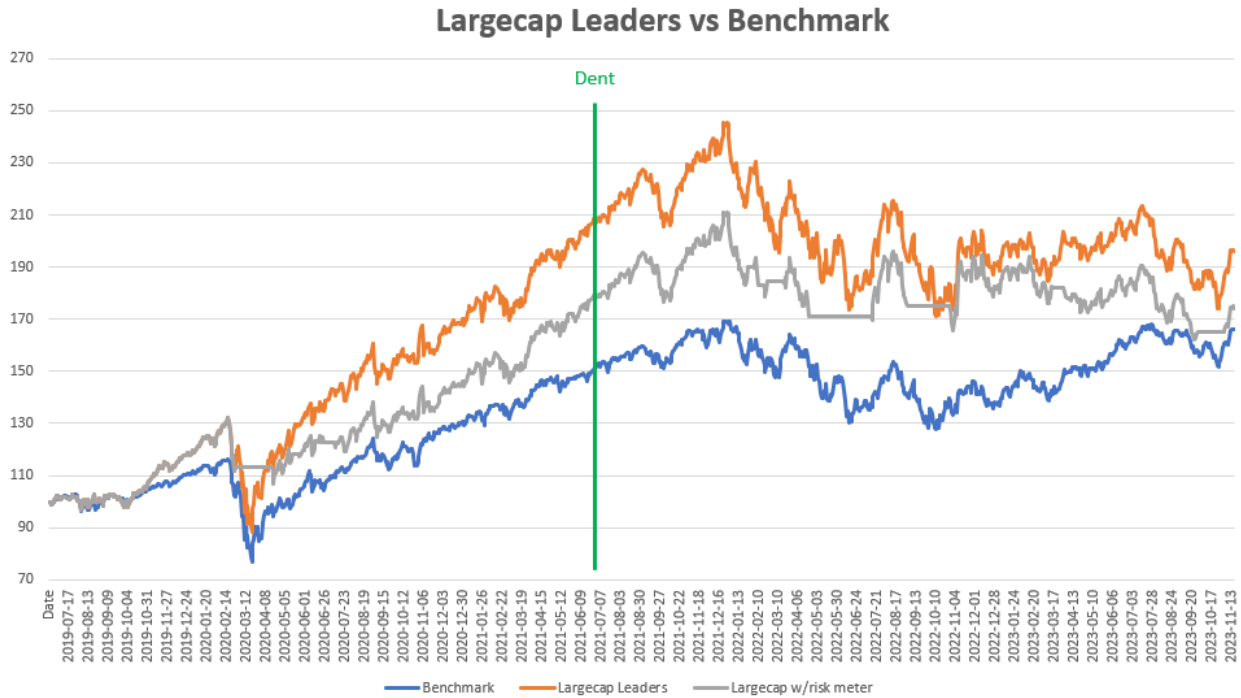
Buy Fabrinet (NYSE: FN)

Sell ANI Pharma, Inc. (Nasdaq: ANIP)

Here is the current portfolio:

Ticker	Name	Return	Days Held	Sector
BHE	Benchmark Electronics, Inc.	4.00%	11	Technology
CALX	Calix, Inc.	7.31%	11	Technology
CDW	CDW Corp.	1.71%	4	Technology
CNXN	PC Connection, Inc.	1.39%	11	Technology
DFIN	Donnelley Financial Solutions, Inc.	3.75%	11	Technology
FN	Fabrinet	0.00%	NEW	Technology
INTC	Intel Corp.	23.27%	18	Technology
PLUS	ePlus, Inc.	22.51%	171	Technology
RAMP	LiveRamp Holdings, Inc.	19.49%	32	Technology
XRX	Xerox Holdings Corp.	-3.77%	32	Technology

Large Cap Leaders



There is one trade this week.

Buy Motorola Solutions, Inc. (NYSE: MSI)

Sell Applied Materials, Inc. (Nasdaq: AMAT)

Here is the current portfolio:

Ticker	Name	Return	Days Held	Sector
ADBE	Adobe, Inc.	24.19%	130	Technology
ANET	Arista Networks, Inc.	1.01%	11	Technology
APH	Amphenol Corp.	13.10%	18	Technology
EA	Electronic Arts, Inc.	3.17%	11	Technology
MSFT	Microsoft Corp.	16.67%	53	Technology
MSI	Motorola Solutions, Inc.	0.00%	NEW	Technology
NOW	ServiceNow, Inc.	18.11%	18	Technology
ROP	Roper Technologies, Inc.	10.33%	18	Technology
SNPS	Synopsys, Inc.	13.00%	42	Technology
TEL	TE Connectivity Ltd.	13.81%	18	Technology

DISCLAIMER:

THIS COMMUNICATION IS FOR EDUCATIONAL AND INFORMATION PURPOSES AND DOES NOT CONSTITUTE INVESTMENT ADVICE. Any Publishing Service offered by HSD Publishing is for educational and informational purposes only and **should NOT be construed as a securities-related offer of solicitation or be relied upon as personalized investment advice.** HSD Publishing strongly recommends that you consult a licensed or registered professional before making any investment decision.

THE RESULTS PRESENTED ARE NOT TYPICAL OR VERIFIED. HSD Publishing has not verified information regarding the historical trading performance presented. Subscribers' trading results have **NOT been tracked or verified**, past performance is not necessarily indicative of future results, **and the results presented in this communication are NOT TYPICAL.** Actual results will vary widely given various factors, such as experience, skill, risk mitigation practices, market dynamics, and the amount of capital deployed. Investing in securities is speculative and carries a high risk; you may lose some, all, or possibly more than your original investment.

HS DENT IS NOT AN INVESTMENT ADVISOR NOR A REGISTERED BROKER. Neither HSD Publishing nor its owners or employees is registered as a securities broker-dealer, broker, investment advisor (IA), or IA representative with the US Securities and Exchange Commission, state securities or regulatory authority, or self-regulatory organization.

WE MAY HOLD THE SECURITIES DISCUSSED. HSD Publishing has not been paid directly or indirectly by the issuer of any security mentioned in the Services. However, HS Dent, its owners, and its employees may purchase, sell, or hold long or short positions in securities of the companies mentioned in this and future communications.

John Del Vecchio is not an employee or partner of HSD Publishing. HSD Publishing serves solely as the marketing arm for John Del Vecchio and Unbounded Wealth: Max Profits.

© 2023 HSD PUBLISHING. ALL RIGHTS RESERVED. 15016 Mountain Creek Trail Frisco, TX 77573.