



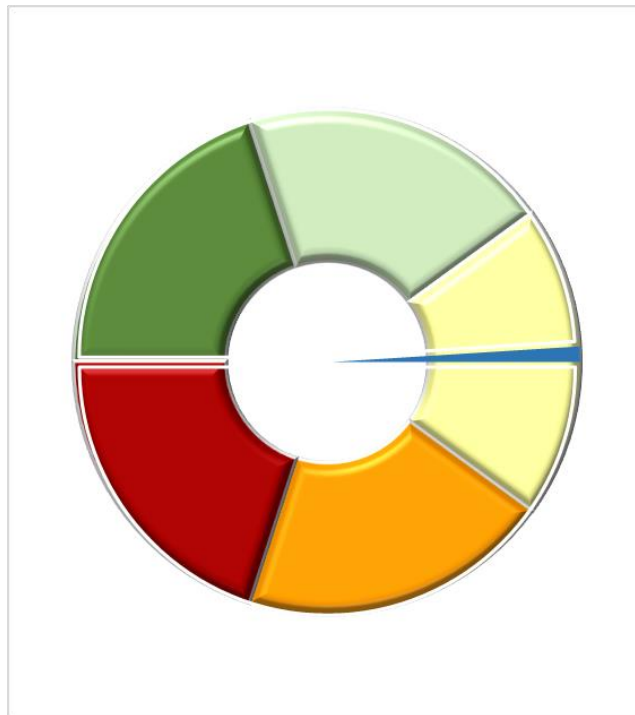
Happy Easter

There's no commentary this week, as I took an extra day for the Easter break.

If you celebrate Easter, I hope you had a pleasant holiday.

The *Risk-O-Meter* remains unchanged, and there are no new insights regarding my taxable account.

Same old, same old.



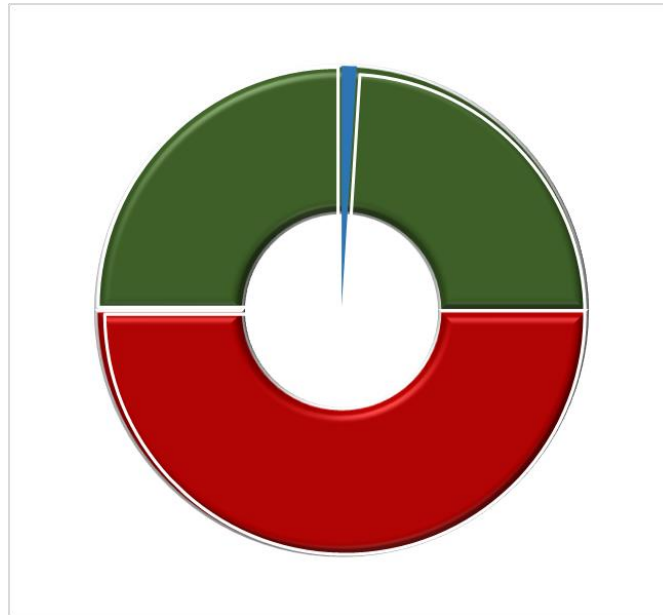
50X Fortunes

The month has remained the same. The Model remains in "risk on" mode, and the position remains QLD.

Own 100% QLD.

Year-to-date, the strategy is up 16.48% for 2024 compared with 4.2% for the global benchmark.

Since its inception, the strategy has gained 30.7% compared with 19.4% for the global benchmark.







Simple Retirement System

There are several changes this month.

The "Volatility" indicator has turned from "risk on" mode to "risk off" mode. As a result, 25% of the **portfolio switches from IWM to JNK**.

The other three components remain in "risk on" mode, but the portfolio **holdings switch from IWM to SPY**.

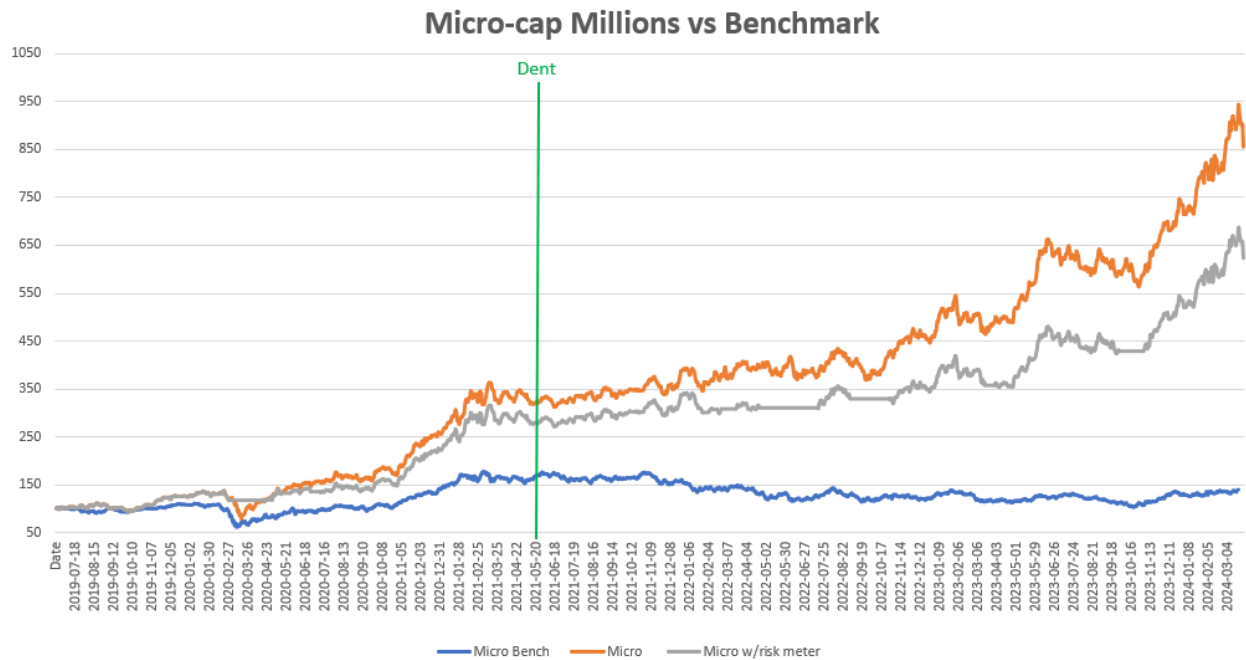
The April 2024 portfolio is **75% SPY** and **25% JNK**.

Component	Position	Position Size	Risk ON or OFF	
Market Trend	SPY	25.0%	RISK ON	
Sentiment	SPY	25.0%	RISK ON	
Volatility	JNK	25.0%	RISK OFF	
Credit Risk	SPY	25.0%	RISK ON	

In 2024, the *Simple Retirement System* is up 10.72% for the year compared with 10.4% for the S&P 500 and 4.2% for the global 60/40 benchmark.

Since its inception, the *Simple Retirement System* has been up 38.63%, compared with a 13.97% gain for the S&P 500 and a 0.43% gain for the global benchmark.

Micro-Cap Millions



There are two trades this week.

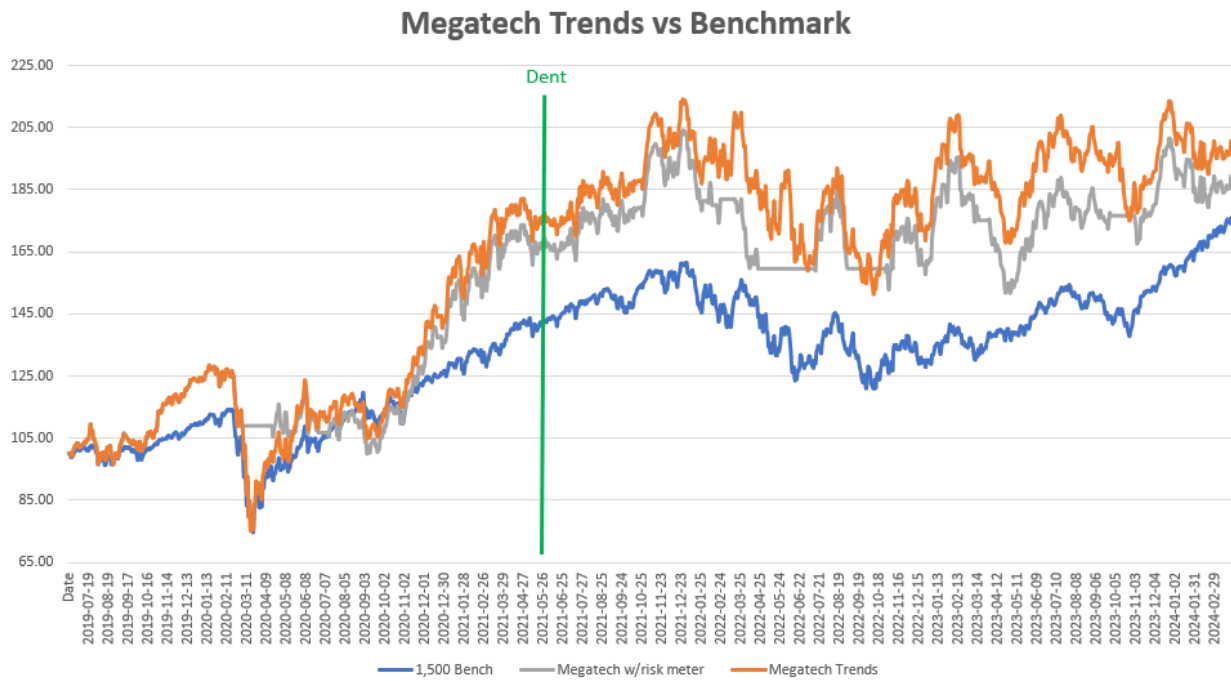
Buy Crexendo, Inc. (Nasdaq: CXDO) and DHI Group (NYSE: DHX)

Sell AstroNova (Nasdaq: ALOT) and M-tron Industries (NYSE: MPTI)

Here is the current portfolio:

Ticker	Name	Return	Days Held	Sector
BWAY	Brainsway Ltd.	-8.66%	10	Healthcare
CLMB	Climb Global Solutions, Inc.	22.08%	45	Technology
CRNT	Ceragon Networks Ltd.	12.28%	31	Technology
CXDO	Crexendo, Inc.	0.00%	NEW	Technology
DDI	DoubleDown Interactive Co., Ltd.	-18.02%	37	Technology
DHX	DHI Group, Inc.	0.00%	NEW	Technology
DSP	Viant Technology, Inc.	111.19%	150	Technology
DTST	Data Storage Corp.	113.43%	220	Technology
ELMD	Electromed, Inc.	17.54%	37	Healthcare
ITRN	Ituran Location & Control Ltd.	19.49%	297	Telecommunications

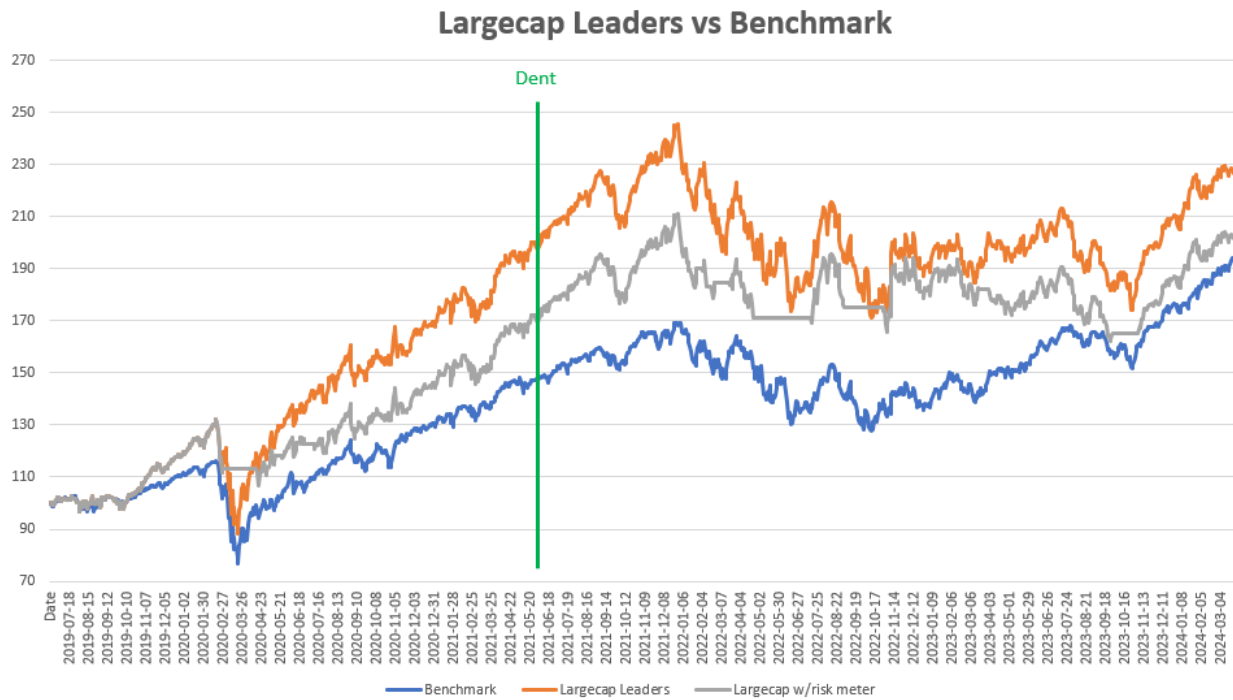
Mega-Tech Trends



There are no trades this week. Here is the current portfolio:

Ticker	Name	Return	Days Held	Sector
BMY	Bristol Myers Squibb Co.	8.22%	66	Healthcare
COLL	Collegium Pharmaceutical, Inc.	17.67%	66	Healthcare
DBX	Dropbox, Inc.	-3.11%	37	Technology
DXC	DXC Technology Co.	-2.12%	52	Technology
OSUR	OraSure Technologies, Inc.	-18.97%	59	Healthcare
SCSC	ScanSource, Inc.	10.82%	59	Technology
SWKS	Skyworks Solutions, Inc.	3.57%	59	Technology
TDC	Teradata Corp.	1.92%	10	Technology
XRX	Xerox Holdings Corp.	-6.04%	59	Technology
YELP	Yelp, Inc.	-11.68%	52	Technology

Large Cap Leaders



There is one trade this week.

Buy Cognizant Technology (Nasdaq: CTSH)

Sell AbbVie, Inc. (NYSE: ABBV)

Here is the current portfolio:

Ticker	Name	Return	Days Held	Sector
AKAM	Akamai Technologies, Inc.	-0.19%		3 Technology
AMAT	Applied Materials, Inc.	22.80%		66 Technology
APH	Amphenol Corp.	45.44%		150 Technology
BMY	Bristol Myers Squibb Co.	9.11%		59 Healthcare
CHTR	Charter Communications, Inc.	-22.92%		59 Telecommunications
CMCSA	Comcast Corp.	0.00%		66 Telecommunications
CTSH	Cognizant Technology Solutions Corp.	0.00%	NEW	Technology
FFIV	F5, Inc.	5.28%		66 Technology
HPE	Hewlett Packard Enterprise Co.	2.07%		3 Technology
MSFT	Microsoft Corp.	32.72%		185 Technology

The Forensic Accounting Stock Tracker™ (FAST)

Below are the top and bottom 50 stocks in the FAST Model for [April 2024](#). The Model is updated monthly.

How to Use FAST™

There are several ways to use FAST™ in your investing process.

Among them:

- Individual stock selection—FAST™ can help you analyze individual stocks and narrow your investment opportunities to the highest-earnings-quality equities.
- Options Trades – FAST™ is built around identifying companies with the highest opportunities or risks to generate earnings results that exceed or fall short of investor expectations. Stocks tend to have more volatility around earnings releases. Using options on high/low-ranked FAST stocks may improve returns or hedging opportunities by betting on stocks that may exceed or fall short of analysts' and investors' expectations.
- Building an Entire Portfolio – While FAST™ ranks stocks in order of earnings quality, there may ultimately be little difference between the #1 and #22 ranked stocks, for example. Buying an entire basket of the top 25 or 50 stocks may provide a diversified portfolio with similar underlying characteristics: strong earnings quality, reasonable valuations, and expectations that could lead to upward revisions in the coming quarters.

The bottom 50 stocks are ranked by their actual rank (1447-1496) instead of 1-50 because the 50th stock was the lowest-ranked stock in the Model, but some subscribers needed clarification with the 1-50 rank.



Forensic Accounting Stock Tracker
"CSI For Your Stock Portfolio"



Rank	Rank Change	Ticker	Stock Name	Overall Rank	Buybacks	Earnings Quality	Momentum	Sentiment
Column1	Column2	Column3	Column4	Column5	Column6	Column7	Column8	Column9
1	9	VRSK	Verisk Analytics, Inc.	A+	A	A+	B+	B+
2	0	MCK	McKesson Corp.	A+	B+	A-	A-	A+
3	2	HCA	HCA Healthcare, Inc.	A+	A-	A+	A-	A-
4	-1	AVGO	Broadcom Inc.	A+	B	A-	A+	A
5	210	NFLX	Netflix, Inc.	A+	B	A+	A+	A-
6	146	EXP	Eagle Materials, Inc.	A+	B+	A-	A	A
7	9	ROST	Ross Stores, Inc.	A+	B	A-	A	A+
8	18	HLT	Hilton Worldwide Holdings, Inc.	A+	A-	A	A-	A
9	4	LOPE	Grand Canyon Education, Inc.	A+	B+	A	B	A+
10	-9	ORLY	O'Reilly Automotive, Inc.	A+	A-	A	A	B
11	13	FI	Fiserv, Inc.	A+	A-	A	B+	B+
12	31	ADBE	Adobe, Inc.	A+	B	A	B+	A
13	415	GMS	GMS, Inc.	A+	B	B	A	A
14	103	MAR	Marriott International, Inc.	A+	A-	A	A	B
15	-1	CDNS	Cadence Design Systems, Inc.	A+	C	A+	A	A+
16	12	MA	Mastercard, Inc.	A+	B	A	A-	A-
17	13	MANH	Manhattan Associates, Inc.	A+	B-	A	A+	B+
18	13	PRI	Primerica, Inc.	A+	B+	B	A	B+
19	-19	AWI	Armstrong World Industries, Inc.	A+	B	A+	B	A-
20	38	CSX	CSX Corp.	A+	A-	A	B-	B+
21	38	CTAS	Cintas Corp.	A+	C+	A	A	A
22	311	INTU	Intuit, Inc.	A+	C+	A-	A	A+
23	-1	SAIC	Science Applications International Corp.	A+	A-	B-	A	A-
24	74	MSFT	Microsoft Corp.	A+	C	A	A	A+
25	49	GWW	W.W. Grainger, Inc.	A+	B-	A-	A+	B+
26	56	SPGI	S&P Global, Inc.	A+	B	A	B	A
27	207	LRCX	Lam Research Corp.	A+	B	B+	A+	B+
28	343	AMAT	Applied Materials, Inc.	A+	B-	A-	A+	B+
29	48	SXI	Standex International Corp.	A+	B-	A	A	B
30	20	AZO	AutoZone, Inc.	A+	A	B	B	A-
31	196	FCFS	FirstCash Holdings, Inc.	A+	B	A-	A-	B+
32	-24	GE	General Electric Co.	A+	B	B	A	B+
33	126	JBL	Jabil, Inc.	A+	A	B-	A+	B-
34	-17	EPAC	Enerpac Tool Group Corp.	A+	A-	C	A	A+
35	48	USFD	US Foods Holding Corp.	A+	B-	B+	A	A-
36	170	FBP	First BanCorp (Puerto Rico)	A+	A	B+	B-	B+
37	44	V	Visa, Inc.	A+	B	A-	A-	B+
38	69	GL	Globe Life, Inc.	A+	B+	B	B	A
39	29	PH	Parker-Hannifin Corp.	A+	C-	A-	A	A+
40	438	TEL	TE Connectivity Ltd.	A+	B	A-	B-	A+
41	-5	TT	Trane Technologies plc	A+	C	B+	A	A
42	21	VNT	Vontier Corp.	A+	C+	B	A+	A
43	3	TBBK	The Bancorp, Inc. (Delaware)	A+	A	B-	A	B
44	27	ITW	Illinois Tool Works Inc.	A+	B-	A	B	A-
45	180	HD	The Home Depot, Inc.	A+	B	A+	B	B+
46	93	CRM	Salesforce, Inc.	A+	B-	B-	A+	A-
47	100	CVLT	Commvault Systems, Inc.	A+	B+	B-	B+	A
48	184	ZTS	Zoetis, Inc.	A+	B-	B+	B	A+
49	-37	TJX	The TJX Cos., Inc.	A+	B-	B	A	B+
50	101	AAPL	Apple, Inc.	A+	B	A+	B	B-



Forensic Accounting Stock Tracker
"CSI For Your Stock Portfolio"



Rank	Rank Change	Ticker	Stock Name	Overall Rank	Buybacks	Earnings Quality	Momentum	Sentiment
Column1	Column2	Column3	Column4	Column5	Column6	Column7	Column8	Column9
1450	-207	NWN	Northwest Natural Holding Co.	F	F	D-	D-	D+
1451	-92	KSS	Kohl's Corp.	F	D	F	D	F
1452	6	VFC	VF Corp.	F	D+	D-	D-	D-
1453	2	PCRX	Pacira Biosciences, Inc.	F	D-	D+	D-	D-
1454	-137	AVA	Avista Corp.	F	D-	D	D	D-
1455	-27	HBI	Hanesbrands, Inc.	F	D	D-	D-	D-
1456	-75	WOLF	Wolfspeed, Inc.	F	D-	D-	F	D
1457	-32	WHR	Whirlpool Corp.	F	D-	D-	D-	D
1458	8	HZO	MarineMax, Inc.	F	D-	F	D	D-
1459	-199	ELME	Elme Communities	F	D-	D	F	D-
1460	-45	VYX	NCR Voyix Corp.	F	D-	D-	D	D-
1461	-66	TRUP	Trupanion, Inc.	F	D-	D	D-	D-
1462	-86	MERC	Mercer International, Inc.	F	D	D-	F	D-
1463	24	XPER	Xperi, Inc.	F	D-	D-	D	D
1464	-56	CWT	California Water Service Group	F	D-	D-	D-	D-
1465	-1	WWW	Wolverine World Wide, Inc.	F	D-	D-	D-	D-
1466	-96	ABR	Arbor Realty Trust, Inc.	F	F	F	C-	D-
1467	11	APPS	Digital Turbine, Inc.	F	D-	D-	D-	D+
1468	-158	GPPE	Green Plains, Inc.	F	D	D-	D-	D-
1469	-155	BDN	Brandywine Realty Trust	F	D	D-	D-	F
1470	7	RGNX	REGENXBIO, Inc.	F	D-	D-	D-	D-
1471	-9	SSP	The E.W. Scripps Co.	F	D	D-	F	D-
1472	-60	AA	Alcoa Corp.	F	D-	D	F	F
1473	-1473	CWEN	Clearway Energy, Inc.	F	D	D-	D-	D-
1474	-314	ORA	Ormat Technologies, Inc.	F	F	D	D-	D-
1475	-15	WBD	Warner Bros. Discovery, Inc.	F	D	F	D-	D-
1476	-3	VSAT	ViaSat, Inc.	F	D-	F	D	D-
1477	-337	DCOM	Dime Community Bancshares, Inc.	F	D-	D-	D-	D-
1478	-3	D	Dominion Energy, Inc.	F	D-	D	D-	D-
1479	-1479	ALTM	Arcadium Lithium Plc	F	D	F	D-	D-
1480	-381	MPW	Medical Properties Trust, Inc.	F	D	F	D-	F
1481	8	JBLU	JetBlue Airways Corp.	F	D-	D-	D-	D-
1482	-124	CRNC	Cerence, Inc.	F	D-	D-	D-	D-
1483	-120	NBR	Nabors Industries Ltd.	F	D	F	F	D-
1484	-151	LUMN	Lumen Technologies, Inc. (Louisiana)	F	D	F	D-	D-
1485	-1	ADTN	ADTRAN Holdings, Inc.	F	D-	D-	D-	D-
1486	-33	RWT	Redwood Trust, Inc.	F	F	F	D	D-
1487	-126	ALB	Albemarle Corp.	F	D-	D-	D-	F
1488	-464	GDOT	Green Dot Corp.	F	D-	D-	F	D
1489	-315	CRK	Comstock Resources, Inc.	F	D	D-	F	F
1490	-2	TWO	Two Harbors Investment Corp.	F	F	F	D-	D-
1491	-26	SAFE	Safehold, Inc.	F	F	D-	D-	D-
1492	-130	MDRX	Veradigm, Inc.	F	D	F	F	F
1493	-325	MRCY	Mercury Systems, Inc.	F	D-	D-	D-	D-
1494	-78	MODV	ModivCare, Inc.	F	D-	F	F	D-
1495	-34	OMCL	Omniceil, Inc.	F	D-	D-	D-	D-
1496	-26	VTLE	Vital Energy, Inc.	F	F	D-	D-	D-
1497	-228	BANC	Banc of California, Inc.	F	F	F	D-	D-
1498	-366	SABR	Sabre Corp.	F	D-	D-	D-	D-
1499	-94	RILY	B. Riley Financial, Inc.	F	F	D-	D-	F

DISCLAIMER:

THIS COMMUNICATION IS FOR EDUCATIONAL AND INFORMATION PURPOSES AND DOES NOT CONSTITUTE INVESTMENT ADVICE. Any Publishing Service offered by HSD Publishing is for educational and informational purposes only and **should NOT be construed as a securities-related offer of solicitation or be relied upon as personalized investment advice.** HSD Publishing strongly recommends that you consult a licensed or registered professional before making any investment decision.

THE RESULTS PRESENTED ARE NOT TYPICAL OR VERIFIED. HSD Publishing has not verified information regarding the historical trading performance presented. Subscribers' trading results have **NOT been tracked or verified**, past performance is not necessarily indicative of future results, **and the results presented in this communication are NOT TYPICAL.** Actual results will vary widely given various factors, such as experience, skill, risk mitigation practices, market dynamics, and the amount of capital deployed. Investing in securities is speculative and carries a high risk; you may lose some, all, or possibly more than your original investment.

HS DENT IS NOT AN INVESTMENT ADVISOR NOR A REGISTERED BROKER. Neither HSD Publishing nor its owners or employees is registered as a securities broker-dealer, broker, investment advisor (IA), or I.A. representative with the U.S. Securities and Exchange Commission, state securities or regulatory authority, or self-regulatory organization.

WE MAY HOLD THE SECURITIES DISCUSSED. HSD Publishing has not been paid directly or indirectly by the issuer of any security mentioned in the Services. However, HS Dent, its owners, and its employees may purchase, sell, or hold long or short positions in securities of the companies mentioned in this and future communications.

John Del Vecchio is not an employee or partner of HSD Publishing. HSD Publishing serves solely as the marketing arm for John Del Vecchio and Unbounded Wealth: Max Profits.

© 2024 HSD PUBLISHING. ALL RIGHTS RESERVED. 15016 Mountain Creek Trail Frisco, TX 77573.