



Not So Bullied Up

The last couple of weeks I talked about how bullied up both advisors and individual investors have become.

Furthermore, investors...speculators really, are levered up to their eyeballs making bullish bets on stocks.

All of these are contrary indicators.

Do the opposite of most people and you'll get much better results.

I've detailed that idea in my book *Unbounded Wealth*.

There's one group that is not bullish, however.

That group are insiders.

Obviously, insiders know more about their company than outsiders.

Often, a massive percentage of their net worth is tied to the performance of the company stock.

Insiders may sell for all sorts of reasons.

An insider may want to diversify away from the performance of the stock.

They may have a college tuition bill to pay or purchase a new home.

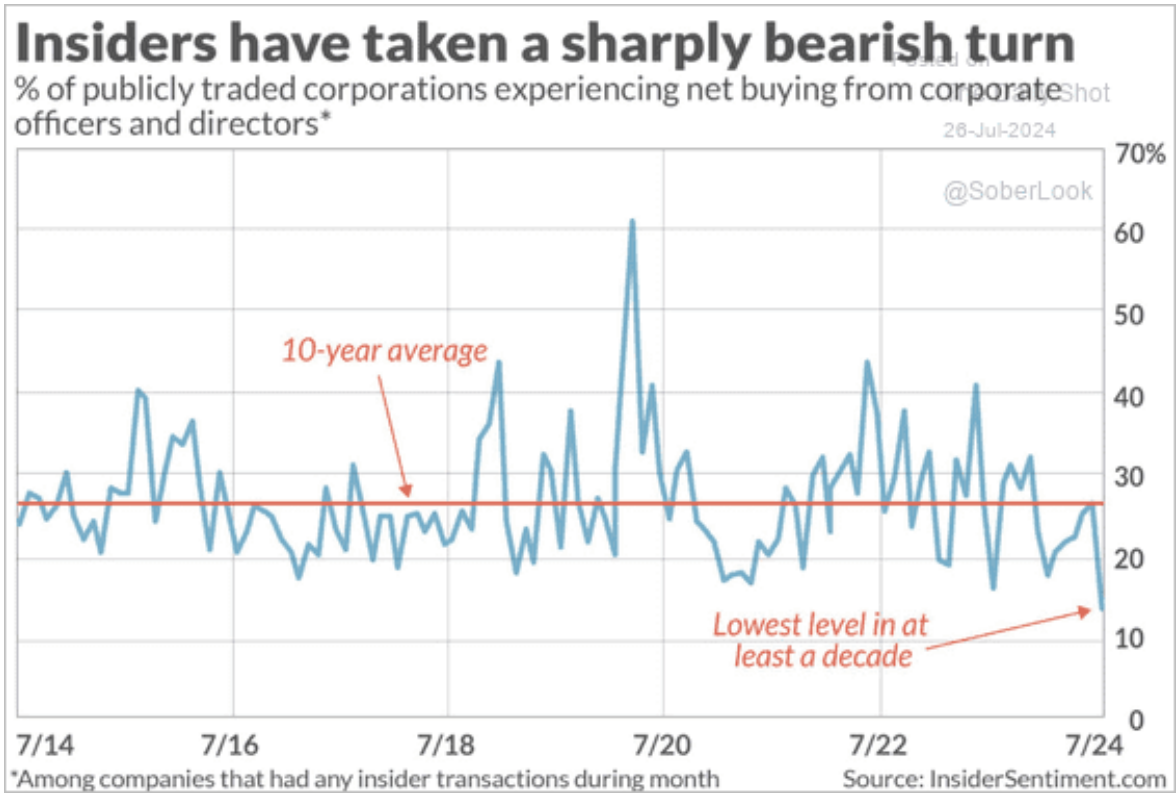
No one knows for sure.

That said, when insider selling moves to extreme levels it's worth noting.

We are at that point.

Collectively, insiders are dumping stock with reckless abandon.

They want out...

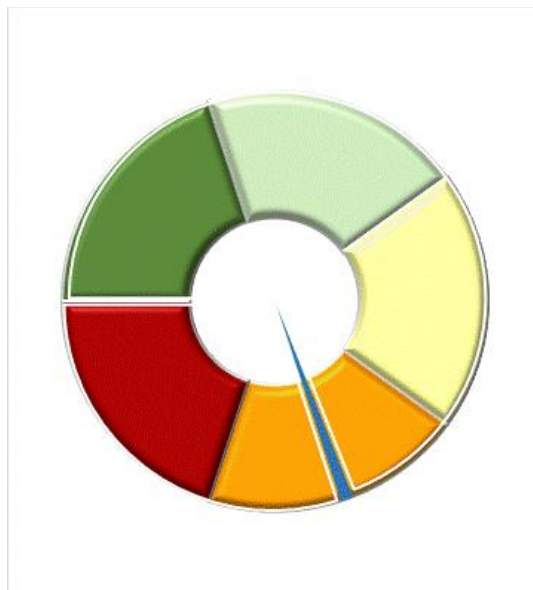


Insiders are selling at a level not seen in at least ten years and significantly higher than the average of that period.

As I always caution, this does not mean the market is going to crash.

It does mean more indicators are suggesting we are at the higher end of the risk spectrum and caution is warranted here.

Fools rush in where angels fear to tread...



50X Fortunes

This month, the model switched to “risk off” mode.

Recently, major indexes such as the Nasdaq have entered correction territory and market volatility has spiked,

Speculators have bailed out on risk assets as they sort out the future direction of interest rates. Now, there’s a nearly 70% chance of a rate cut in September.

In the end, no one knows where interest rates are headed, and it doesn’t matter. Follow trends. The trend changed this month and that’s all we need to know.

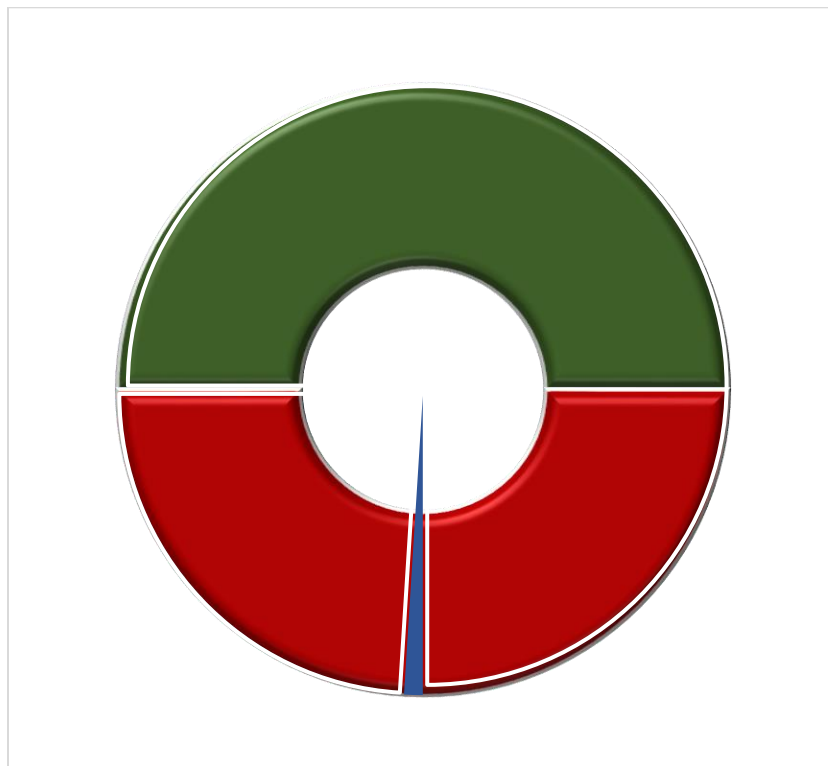
The model has switched from its aggressive stance in stocks and now is 100% in UBT.

UBT is the ProShares Ultra 20+ Year Treasury ETF.

Own 100% UBT.

Year-to-date, the strategy is up 18.94% for 2024 compared with 6.1% for the global benchmark.

Since its inception, the strategy has gained 33.50% compared with 21.64% for the global benchmark.



Simple Retirement System





There are several changes again this month.

The Market Trend remains in “risk on” mode but switches from QQQ to SPY.

The other three components have moved to “risk off” mode and switch from QQQ to TLT.

Therefore, the Model switches from 100% QQQ to 75% TLT and 25% SPY.

Own 75% TLT and 25% SPY

Component	Position	Position Size	Risk ON or OFF	
Market Trend	SPY	25.0%	RISK ON	
Sentiment	TLT	25.0%	RISK OFF	
Volatility	TLT	25.0%	RISK OFF	
Credit Risk	TLT	25.0%	RISK OFF	

The end of the July was a healthy ass-kicking for the indexes and many stocks.

Speculators are sorting out potential interest rate cuts while some earnings reports have been atrocious and economic data such as unemployment figures were crappy.

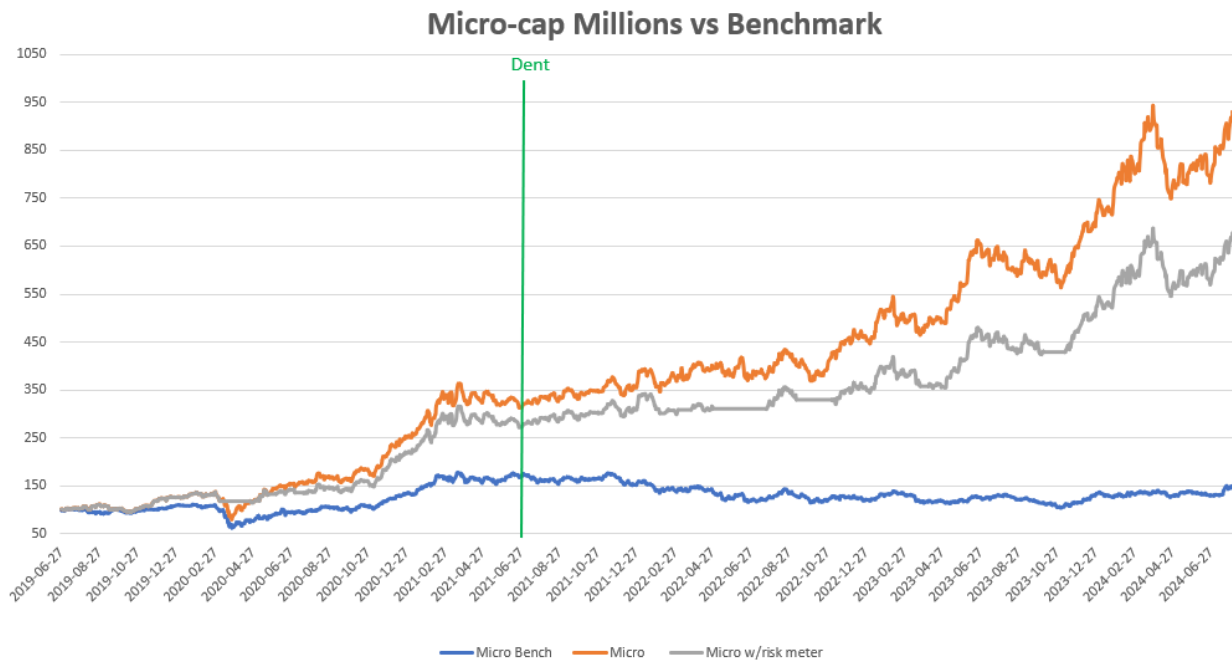
Price captures every data point and price indicates that the market trend has shifted.

Thus, the model shifted, and one must trade accordingly.

In 2024, the *Simple Retirement System* is up 5.58% for the year compared with 12.51% for the S&P 500 and 6.1% for the global 60/40 benchmark.

Since its inception, the *Simple Retirement System* has been up 32.2%, compared with an 16.08% gain for the S&P 500 and a 6.2% gain for the global benchmark.

Micro-Cap Millions



There is one trade this week.

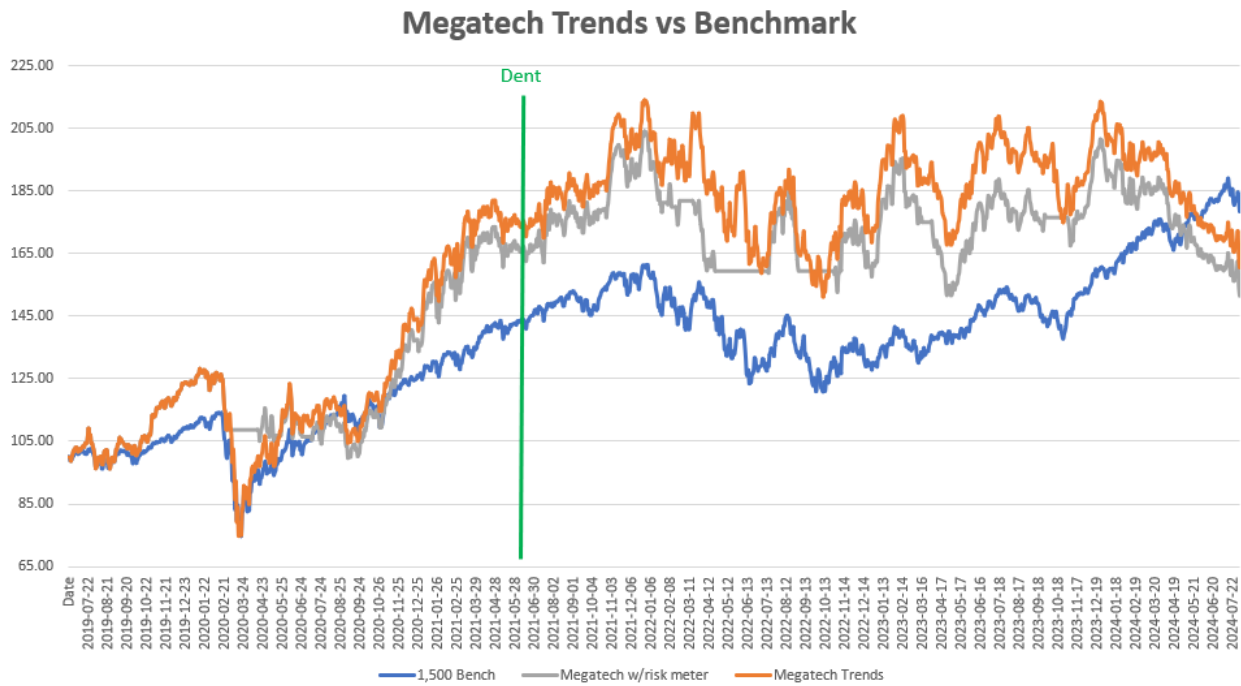
Buy Materialise NV (Nasdaq: MTLN)

Sell Immersion Corp. (Nasdaq: IMMR)

Here is the current portfolio:

Ticker	Name	Return	Days Held	Sector
ALOT	AstroNova, Inc.	-12.42%	102	Technology
BWAY	Brainsway Ltd.	13.89%	137	Healthcare
DDI	DoubleDown Interactive Co., Ltd.	-12.92%	164	Technology
DSP	Viant Technology, Inc.	101.79%	277	Technology
ELMD	Electromed, Inc.	9.61%	164	Healthcare
KMDA	Kamada Ltd.	-6.92%	11	Healthcare
MPTI	M-tron Industries, Inc.	13.89%	81	Technology
MTLN	Materialise NV	0.00%	NEW	Technology
RDVT	Red Violet, Inc.	16.45%	81	Technology
WYY	WidePoint Corp.	34.94%	74	Technology

Mega-Tech Trends



There are two trades this week.

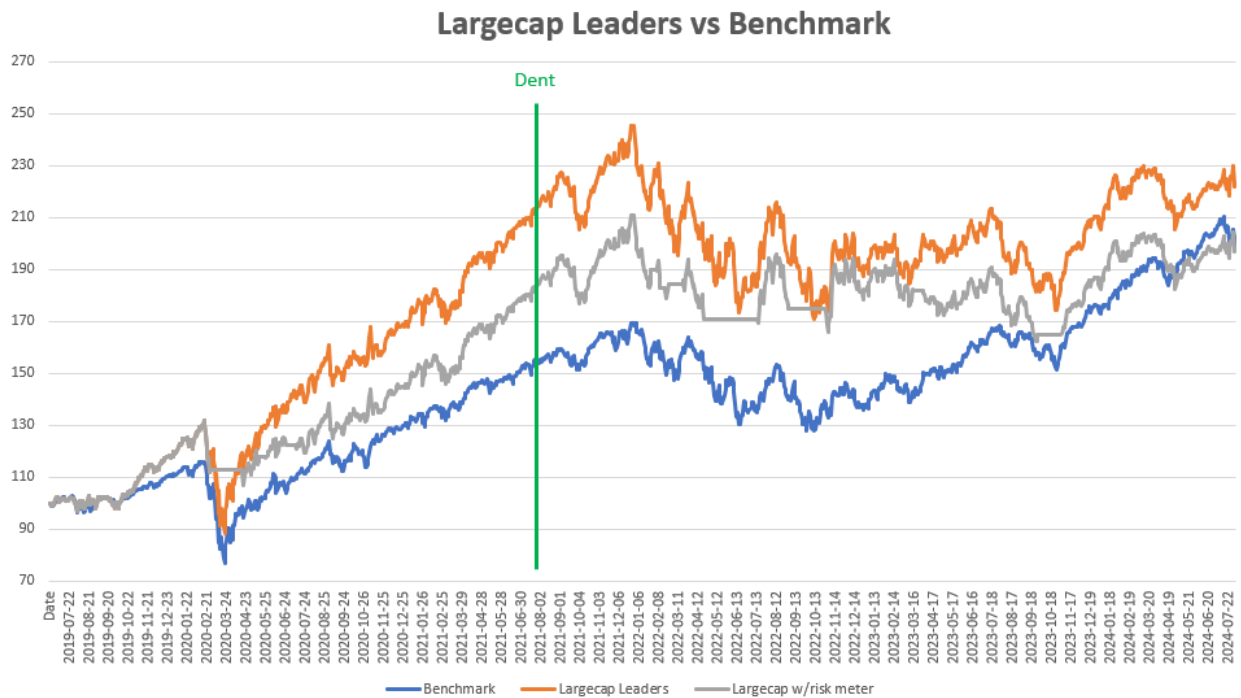
Buy Johnson & Johnson (NYSE: JNJ) and Meta (Nasdaq: META)

Sell Commvault Systems (Nasdaq: CVLT) A10 Networks (NYSE: ATEN)

Here is the current portfolio.

Ticker	Name	Return	Days Held	Sector
DLB	Dolby Laboratories, Inc.	-4.49%	25	Technology
FFIV	F5, Inc.	11.86%	25	Technology
GDDY	GoDaddy, Inc.	5.05%	25	Technology
JNJ	Johnson & Johnson	0.00%	NEW	Healthcare
META	Meta Platforms, Inc.	0.00%	NEW	Technology
NTAP	NetApp, Inc.	-5.07%	7	Technology
NXPI	NXP Semiconductors NV	-12.38%	25	Technology
QCOM	QUALCOMM, Inc.	-20.49%	25	Technology
RMBS	Rambus, Inc.	-26.06%	25	Technology
YELP	Yelp, Inc.	-4.75%	25	Technology

Large Cap Leaders



There are two trades this week.

Buy Johnson & Johnson (NYSE: JNJ) and Qorvo (Nasdaq: QRVO)

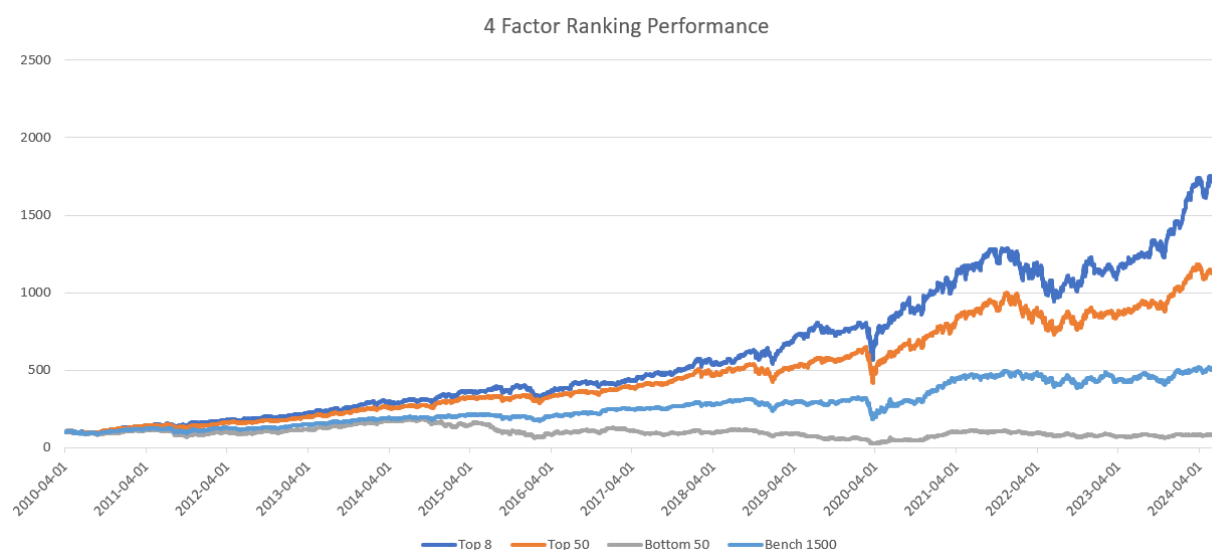
Sell Bristol Myers (NYSE: BMY) and Garmin (NYSE: GRMN)

Here is the current portfolio.

Ticker	Name	Return	Days Held	Sector
AVGO	Broadcom Inc.	-3.49%	7	Technology
FFIV	F5, Inc.	6.88%	193	Technology
GDDY	GoDaddy, Inc.	5.05%	25	Technology
GILD	Gilead Sciences, Inc.	15.04%	25	Healthcare
JNJ	Johnson & Johnson	0.00%	NEW	Healthcare
META	Meta Platforms, Inc.	-7.89%	25	Technology
NTAP	NetApp, Inc.	-7.32%	25	Technology
NXPI	NXP Semiconductors NV	-11.90%	25	Technology
QCOM	QUALCOMM, Inc.	-19.73%	25	Technology
QRVO	Qorvo, Inc.	0.00%	NEW	Technology

The Forensic Accounting Stock Tracker™ (FAST)

Below are the top and bottom 50 stocks in the FAST Model for **AUGUST 2024**. The Model is updated monthly.



How to Use FAST™

There are several ways to use FAST™ in your investing process.

Among them:

- Individual stock selection—FAST™ can help you analyze stocks and narrow your investment opportunities to the highest-earnings-quality equities.
- Options Trades—FAST™ is built around identifying companies with the highest opportunities or risks of generating earnings results that exceed or fall short of investor expectations. Stocks tend to have more volatility around earnings releases. Using options on high/low-ranked FAST stocks may improve returns or hedging opportunities by betting on stocks that may exceed or fall short of analysts' and investors' expectations.
- Building an Entire Portfolio – While FAST™ ranks stocks in order of earnings quality, there may ultimately be little difference between the #1 and #22 ranked stocks, for example. Buying an entire basket of the top 25 or 50 stocks may provide a diversified portfolio with similar underlying characteristics: strong earnings quality, reasonable valuations, and expectations that could lead to upward revisions in the coming quarters.

The bottom 50 stocks are ranked by their actual rank (1447-1496) instead of 1-50 because the 50th stock was the lowest-ranked stock in the Model, but some subscribers needed clarification with the 1-50 rank.



Forensic Accounting Stock Tracker
"CSI For Your Stock Portfolio"



Rank	Rank Change	Ticker	Stock Name	Overall Rank	Buybacks	Earnings Quality	Momentum	Sentiment
Column1	Column2	Column3	Column4	Column5	Column6	Column7	Column8	Column9
1	7	GOOGL	Alphabet, Inc.	A+	B	A+	A+	A
2	14	ADBE	Adobe, Inc.	A+	B	A+	A	A+
3	3	LOPE	Grand Canyon Education, Inc.	A+	B	A+	A-	A+
4	-2	FI	Fiserv, Inc.	A+	A	A+	B	A+
5	18	EPAC	Enerpac Tool Group Corp.	A+	B	B	A	A+
6	33	BRC	Brady Corp.	A+	B+	A-	B	A+
7	12	PRI	Primerica, Inc.	A+	A-	B+	A-	A-
8	55	EME	EMCOR Group, Inc.	A+	C+	A	A+	A
9	53	AAPL	Apple, Inc.	A+	B	A	A-	B+
10	24	ROST	Ross Stores, Inc.	A+	B	A-	A	A
11	-4	NFLX	Netflix, Inc.	A+	B	B	A	A
12	-2	AMAT	Applied Materials, Inc.	A+	B-	A	A+	A-
13	9	MSI	Motorola Solutions, Inc.	A+	C+	A	A	A+
14	10	CDNS	Cadence Design Systems, Inc.	A+	C	A	A+	A
15	409	LDOS	Leidos Holdings, Inc.	A+	B	B+	A	A
16	-3	CSL	Carlisle Cos., Inc.	A+	A	C+	A-	A+
17	-5	V	Visa, Inc.	A+	B	A-	B+	A
18	122	VRSK	Verisk Analytics, Inc.	A+	B-	A	A-	A-
19	-5	MANH	Manhattan Associates, Inc.	A+	B-	A+	A	B
20	12	LIN	Linde Plc	A+	B-	A	B+	A-
21	4	AVGO	Broadcom Inc.	A+	B-	A-	A+	B
22	54	WWD	Woodward, Inc.	A+	B	A-	A+	B
23	-18	KLAC	KLA Corp.	A+	B-	A	A+	B
24	18	SNPS	Synopsys, Inc.	A+	C-	A	A+	A
25	45	WAB	Westinghouse Air Brake Technologies Corp.	A+	B-	B	A-	A+
26	20	SPGI	S&P Global, Inc.	A+	B-	A+	B	A+
27	-10	CTAS	Cintas Corp.	A+	C+	A+	A-	A-
28	41	NXPI	NXP Semiconductors NV	A+	B-	A	A	B
29	8	MA	Mastercard, Inc.	A+	B-	A-	B	A
30	21	TT	Trane Technologies plc	A+	C+	B	A+	A
31	58	APH	Amphenol Corp.	A+	D+	A+	A	A
32	-2	HLT	Hilton Worldwide Holdings, Inc.	A+	A-	B	A	B-
33	157	FBP	First BanCorp (Puerto Rico)	A+	A	B	B	B+
34	124	CLH	Clean Harbors, Inc.	A+	C-	A	A	A-
35	-4	CMG	Chipotle Mexican Grill, Inc.	A+	C	A+	A	B
36	-35	ORLY	O'Reilly Automotive, Inc.	A+	B+	A	B-	B+
37	-11	PH	Parker-Hannifin Corp.	A+	C-	B+	A	A+
38	7	TJX	The TJX Cos., Inc.	A+	B-	A-	A	B
39	4	INTU	Intuit, Inc.	A+	C+	B	A	A
40	134	CVLT	Commvault Systems, Inc.	A+	B	B-	A-	A-
41	-13	CACI	CACI International, Inc.	A+	B-	B+	B+	A
42	215	OLLI	Ollie's Bargain Outlet Holdings, Inc.	A+	C+	A	A	B
43	-23	IT	Gartner, Inc.	A+	B	A+	B	B-
44	284	RMBS	Rambus, Inc.	A+	B	B+	A	B-
45	-9	USFD	US Foods Holding Corp.	A+	B-	B	A-	A-
46	-31	GWW	W.W. Grainger, Inc.	A+	B	A	A-	B-
47	75	DCI	Donaldson Co., Inc.	A+	C+	A+	B	A
48	8	EBAY	eBay, Inc.	A+	A-	A-	C+	B
49	253	DFIN	Donnelley Financial Solutions, Inc.	A+	B+	B	A-	B
50	38	AWI	Armstrong World Industries, Inc.	A+	B-	A-	B-	A



Forensic Accounting Stock Tracker
"CSI For Your Stock Portfolio"



Rank	Rank Change	Ticker	Stock Name	Overall Rank	Buybacks	Earnings Quality	Momentum	Sentiment
Column1	Column2	Column3	Column4	Column5	Column6	Column7	Column8	Column9
1448	-10	GPRE	Green Plains, Inc.	F	D	D-	F	D-
1449	1	BXMT	Blackstone Mortgage Trust, Inc.	F	D	F	D	F
1450	11	MXL	MaxLinear, Inc.	F	D-	D-	D+	D-
1451	-21	HBI	Hanesbrands, Inc.	F	D	D-	D-	D-
1452	17	WPC	W.P. Carey, Inc.	F	F	D-	D-	D+
1453	-32	OGS	ONE Gas, Inc.	F	D-	D	D-	D-
1454	3	XNCR	Xencor, Inc.	F	D-	D+	D-	D-
1455	-8	KREF	KKR Real Estate Finance Trust, Inc.	F	D	F	D-	D-
1456	23	RWT	Redwood Trust, Inc.	F	F	F	D+	D-
1457	-25	CWEN	Clearway Energy, Inc.	F	D	D-	D-	D-
1458	-5	DDD	3D Systems Corp.	F	D	D-	F	D-
1459	34	NYCB	New York Community Bancorp, Inc.	F	D	F	D	F
1460	-71	LESL	Leslie's, Inc.	F	D	D-	D-	F
1461	-144	AAL	American Airlines Group, Inc.	F	D	D-	D-	F
1462	-36	AVA	Avista Corp.	F	D-	D-	D-	D
1463	19	FL	Foot Locker, Inc.	F	D-	D+	D-	F
1464	0	OMCL	Omniceil, Inc.	F	D-	D-	F	D+
1465	10	HTLD	Heartland Express, Inc.	F	D	D-	D-	F
1466	-15	IRWD	Ironwood Pharmaceuticals, Inc.	F	D-	D	D-	D-
1467	13	WOLF	Wolfspeed, Inc.	F	D-	D-	D-	D-
1468	-9	BANC	Banc of California, Inc.	F	F	D-	C-	D-
1469	-49	SUPN	Supernus Pharmaceuticals, Inc.	F	D-	D-	D-	D-
1470	2	LUV	Southwest Airlines Co.	F	D-	D-	D	F
1471	0	PARA	Paramount Global	F	D	D	D-	D-
1472	-5	ORA	Ormat Technologies, Inc.	F	D-	D	D-	D-
1473	17	SABR	Sabre Corp.	F	D-	D-	D-	D
1474	-32	SR	Spire Inc.	F	F	D-	D	D-
1475	-9	WBD	Warner Bros. Discovery, Inc.	F	D	D-	D-	F
1476	13	LUMN	Lumen Technologies, Inc. (Louisiana)	F	D	F	D-	D-
1477	4	MRCY	Mercury Systems, Inc.	F	D-	D	D-	D-
1478	-45	MPW	Medical Properties Trust, Inc.	F	D	D-	D-	F
1479	-24	BGS	B&G Foods, Inc.	F	F	D-	D-	D-
1480	-7	VTLE	Vital Energy, Inc.	F	F	D-	D-	D-
1481	-67	THRY	Thryv Holdings, Inc.	F	D-	D-	D-	D-
1482	4	TWO	Two Harbors Investment Corp.	F	F	F	D+	D-
1483	2	ARWR	Arrowhead Pharmaceuticals, Inc.	F	F	D	D-	F
1484	-22	ALTM	Arcadium Lithium Plc	F	D	F	D-	D-
1485	11	SAFE	Safehold, Inc.	F	F	D-	F	D
1486	-2	CMP	Compass Minerals International, Inc.	F	D	D-	F	D-
1487	0	RUN	SunRun, Inc.	F	D-	D	F	D-
1488	-18	NBR	Nabors Industries Ltd.	F	D	F	D-	F
1489	-21	RGNX	REGENXBIO, Inc.	F	F	D	F	D-
1490	2	GDOT	Green Dot Corp.	F	D-	D-	D-	D
1491	-13	ALB	Albemarle Corp.	F	D-	D-	D-	F
1492	5	CRK	Comstock Resources, Inc.	F	D-	F	D	F
1493	-5	MD	Pediatrix Medical Group, Inc.	F	D-	D-	F	D-
1494	-3	JBLU	JetBlue Airways Corp.	F	D-	D-	D-	F
1495	-18	VIR	Vir Biotechnology, Inc.	F	D-	D-	F	D-
1496	-61	RILY	B. Riley Financial, Inc.	F	F	D-	D-	F
1497	-3	VSAT	ViaSat, Inc.	F	D-	F	F	D-

DISCLAIMER:

THIS COMMUNICATION IS FOR EDUCATIONAL AND INFORMATION PURPOSES AND DOES NOT CONSTITUTE INVESTMENT ADVICE. Any Publishing Service offered by HSD Publishing is for educational and informational purposes only and **should NOT be construed as a securities-related offer of solicitation or be relied upon as personalized investment advice.** HSD Publishing strongly recommends that you consult a licensed or registered professional before making any investment decision.

THE RESULTS PRESENTED ARE NOT TYPICAL OR VERIFIED. HSD Publishing has not verified information regarding the historical trading performance presented. Subscribers' trading results have **NOT been tracked or verified**, past performance is not necessarily indicative of future results, **and the results presented in this communication are NOT TYPICAL.** Actual results will vary widely given various factors, such as experience, skill, risk mitigation practices, market dynamics, and the amount of capital deployed. Investing in securities is speculative and carries a high risk; you may lose some, all, or possibly more than your original investment.

HS DENT IS NOT AN INVESTMENT ADVISOR NOR A REGISTERED BROKER. Neither HSD Publishing nor its owners or employees is registered as a securities broker-dealer, broker, investment advisor (IA), or I.A. representative with the U.S. Securities and Exchange Commission, state securities or regulatory authority, or self-regulatory organization.

WE MAY HOLD THE SECURITIES DISCUSSED. HSD Publishing has not been paid directly or indirectly by the issuer of any security mentioned in the Services. However, HS Dent, its owners, and its employees may purchase, sell, or hold long or short positions in securities of the companies mentioned in this and future communications.

John Del Vecchio is not an employee or partner of HSD Publishing. HSD Publishing serves solely as the marketing arm for John Del Vecchio and Unbounded Wealth: Max Profits.

© 2024 HSD PUBLISHING. ALL RIGHTS RESERVED. 15016 Mountain Creek Trail Frisco, TX 77573.