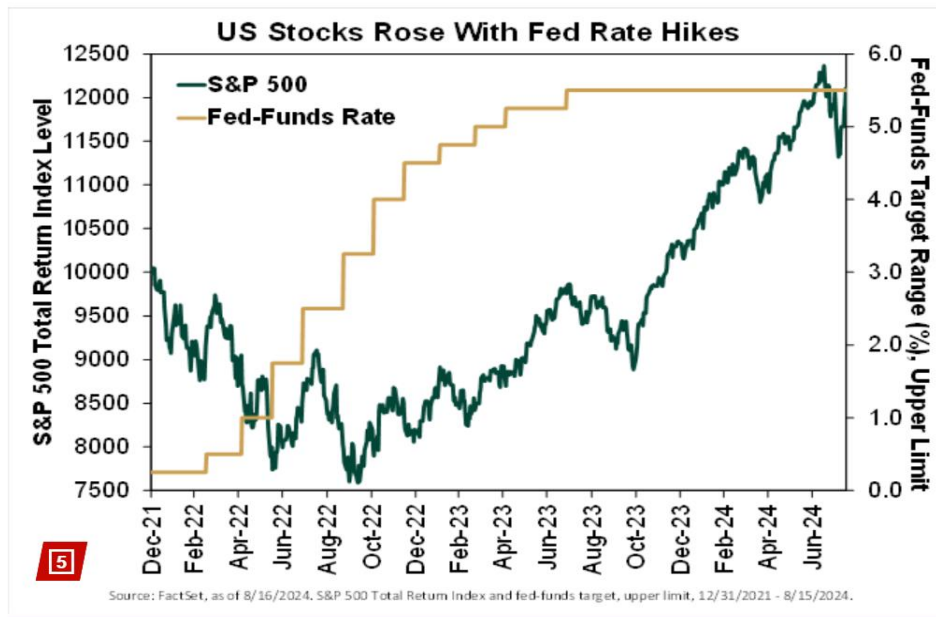




## Fed Cut...Now What?

A few weeks ago, I posted a few charts and highlighted an analysis from renowned investor Ken Fisher that suggested Federal Reserve actions don't matter much concerning stock prices.

Here is one of those charts for reference. As the chart shows, stocks have rallied sharply *despite* a historic increase in interest rates.



Hiking fear partly drove 2022's stock slide. But the S&P 500 gained 59.5% since that October's low — preceding six straight rate hikes.

Since then, the Federal Reserve has reversed policy and cut rates. So now what?

There's an old saying, "Don't fight the Fed".

I first became interested in the stock market during the crash of 1987. I was twelve years old.

My Mom refused to buy cable television. Armed with rabbit ears and tinfoil, I grew up with PBS.

I learned to cook from Julia Child, to paint from Bob Ross, and to understand the stock market from Louis Rukeyser on *Wall Street Week*.

Martin Zweig was one of the regular "elves" on Wall Street Week and my favorite guest.

Mr. Zweig had a look of perpetual worry on his face. He looked constipated as if he were sitting on a toilet trying to squeeze out a turd for the last 30 minutes.

Uncomfortable looking, yes! Undoubtedly successful, though. His Zweig-Dimenna hedge fund was one of the best-performing partnerships of all time.

Zweig, who sadly is no longer with us, was data-oriented. He wrote a great book called *Winning on Wall Street* with numerous strategies supported by hard data.

One of his mantras was, "Don't fight the Fed." And Zweig's conclusion was backed up with reams of data.

Generally, the Federal Reserve does not cut rates at one meeting and raise them the next. Instead, It looks something like this:

Raise, raise, raise, pause for a while, cut, cut, cut.

There's an obvious pattern, and trends form. This is how I first discovered the use of trends to profit from market movements.

Data from the 1940s to the 1980s supported not fighting the Federal Reserve.

But things change.

I always say markets change, but human nature does not.

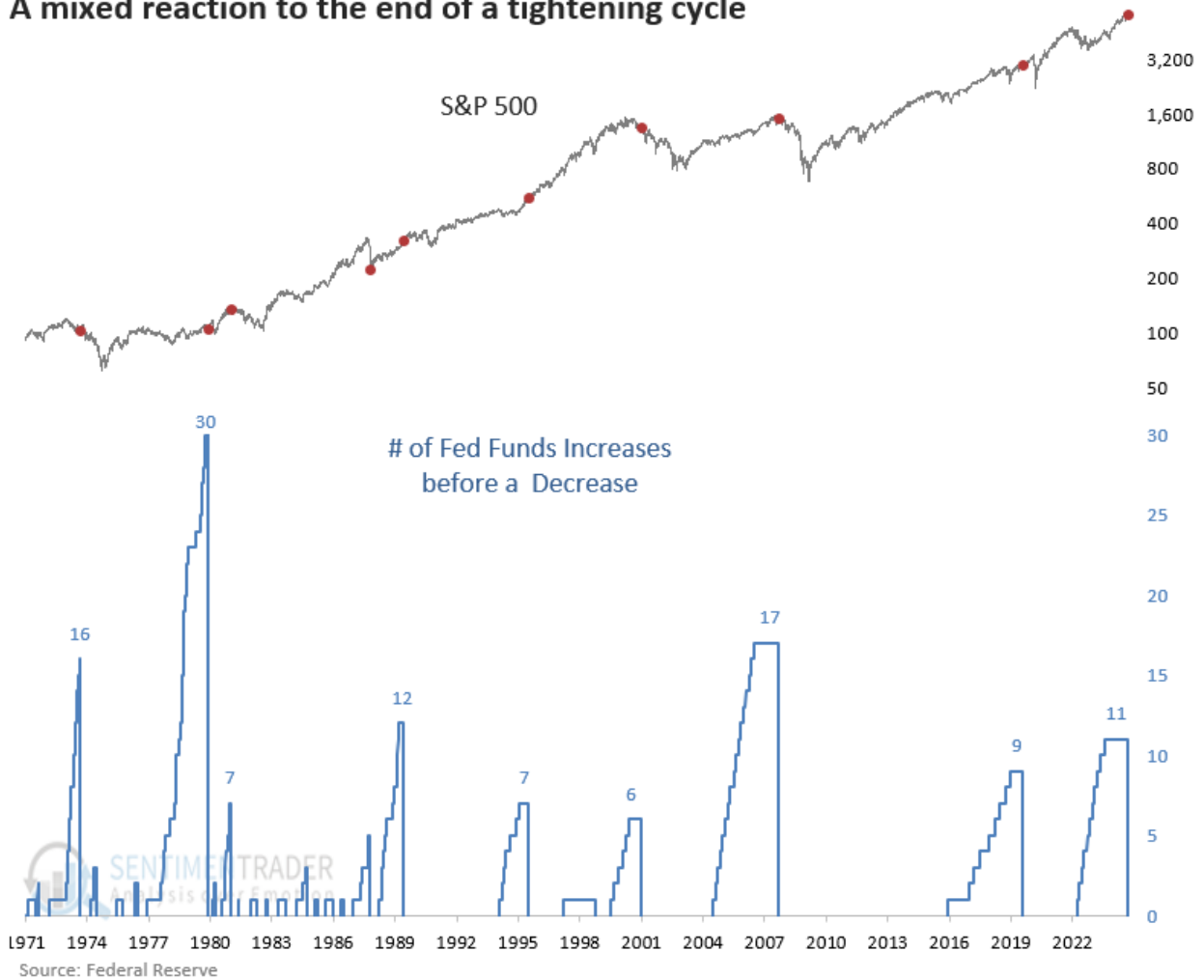
The market has changed here. Ken Fisher showed that sitting on the sidelines of this historic tightening cycle cost investors a lot in gains.

Now that the Federal Reserve is cutting, it should lead to further gains, given that the Fed is accommodative, right?

Ehhhhh...not so fast.

Here's a fascinating chart from *SentimenTrader.com* I wanted to share with you.

**A mixed reaction to the end of a tightening cycle**



Something has changed in the last 30+ years. The Federal Reserve cut rates only for the market to stall or, in some cases, get spanked hard. Eventually, the market trended higher, but given enough time, it always does.

Look at the last few periods of 17, 9, and 11 increases only for the market to reverse after a cut.

Stepping in front of a freight train and being whacked with a quick 25% loss hurts, no matter who you are or your net worth.

This chart tells me the Federal Reserve members are clueless. Did it take 17 rate increases to get rates to where they needed to be before cutting them?!?!?!?

Or 9 or 11?!?!?

Seriously? WTF!

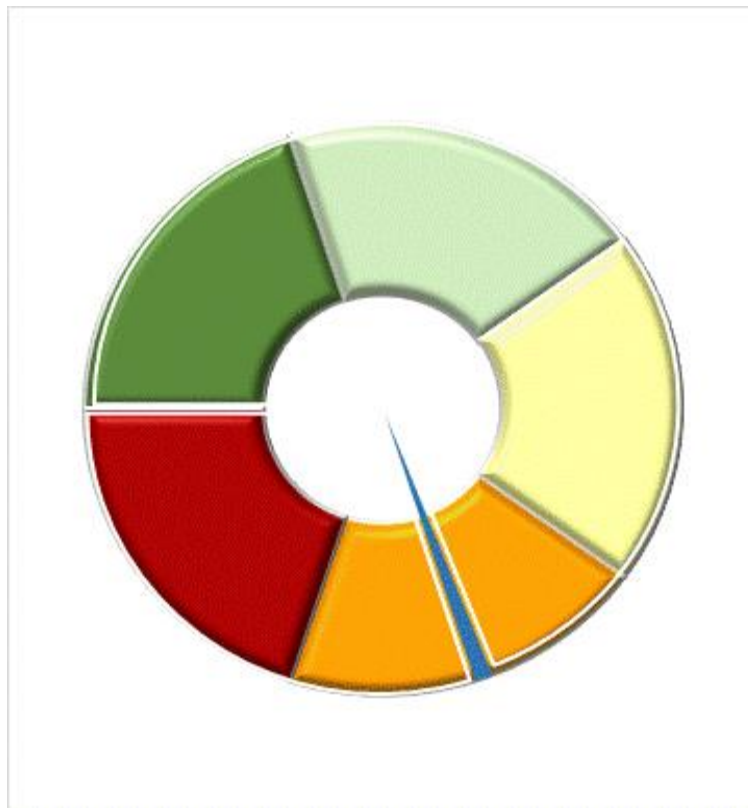
It's a joke. I'm in Fisher's camp. I'd ignore all the Federal Reserve chatter altogether. An entire industry has been built around talking about the Federal Reserve, parsing the speeches, and figuring out the policy's impact on the markets.

I'm ignoring it. And I think you should too.

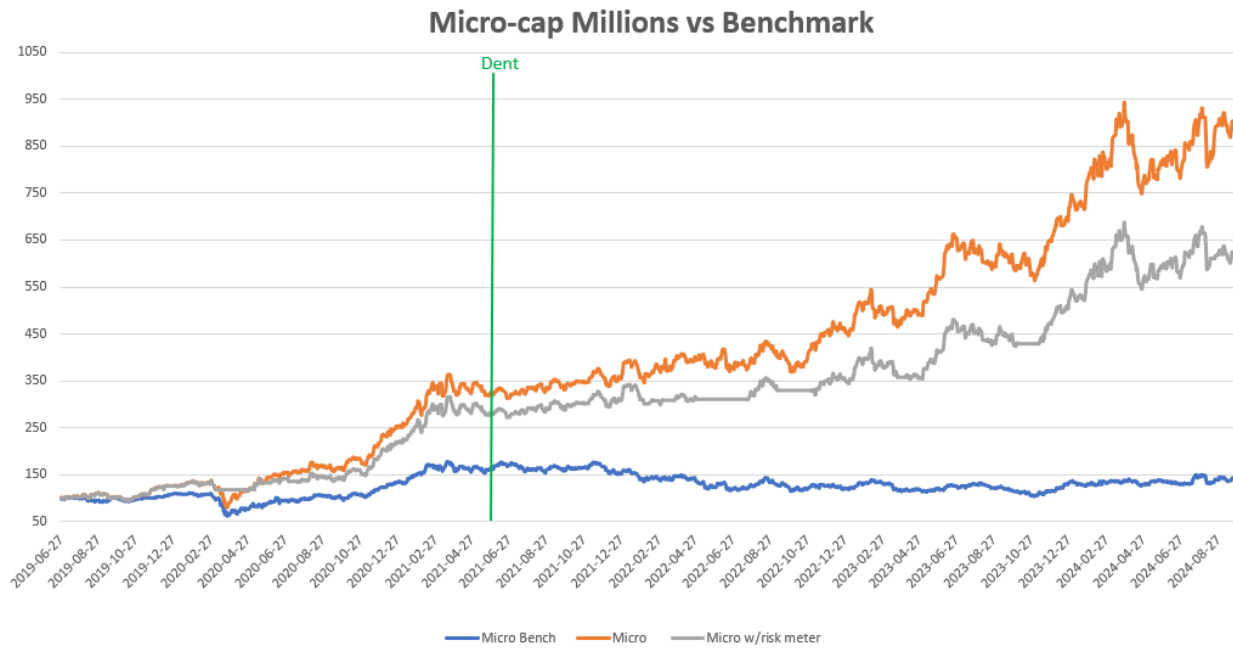
In my book *Unbounded Wealth*, I discuss how financial news can harm your physical and financial well-being. My favorite reference to *CNBC* comes from a short seller named Marc Cohodes. He calls *CNBC* the *Cartoon Network*, which makes me chuckle every time I think about it, and even as I write this.

Regardless of what the Federal Reserve does, the spread trades I discussed last week contain huge return opportunities.

There's always money to be made in trend following. Not every day, week, month, or year. And you never know when the big trend is coming. But the *market* will tell you what it thinks of the Fed's moves. And that's more important than what *you* think of the Fed's moves.



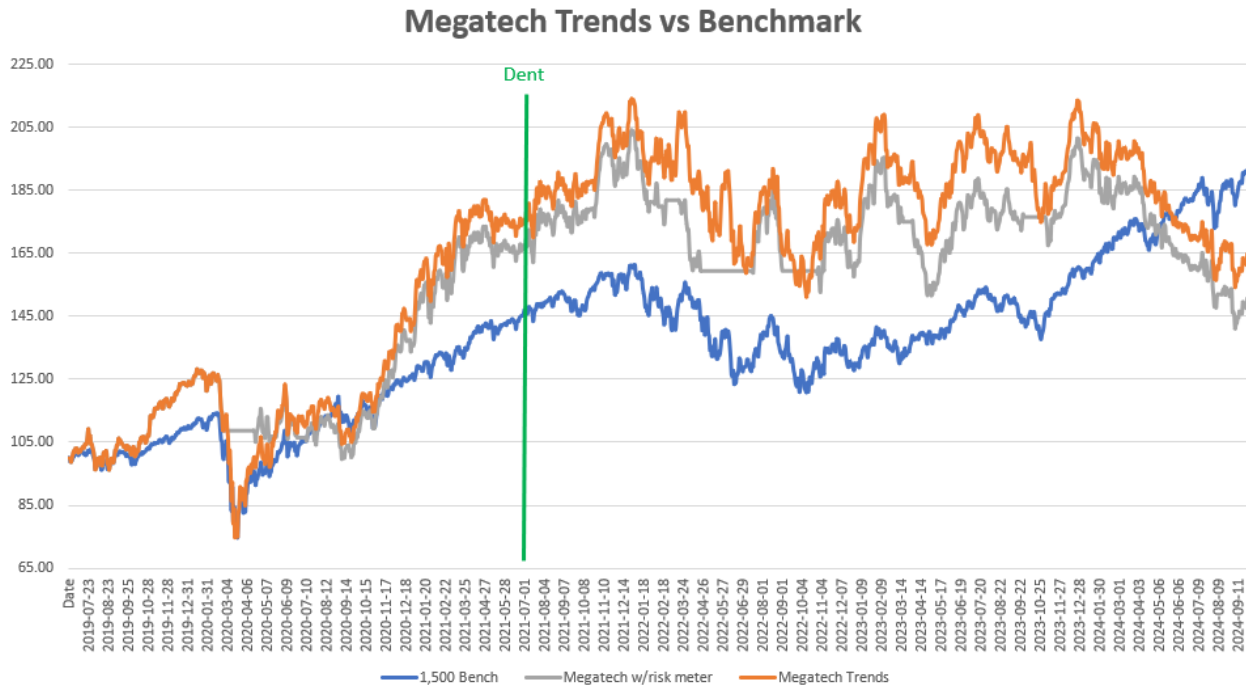
# Micro-Cap Millions



There are no trades this week. Here is the current portfolio:

Ticker	Name	Return	Days Held	Sector
BWAY	Brainsway Ltd.	38.11%	192	Healthcare
CLMB	Climb Global Solutions, Inc.	-3.07%	6	Technology
DDI	DoubleDown Interactive Co., Ltd.	6.91%	219	Technology
DSP	Viant Technology, Inc.	115.64%	332	Technology
ELMD	Electromed, Inc.	42.07%	219	Healthcare
ITRN	Ituran Location & Control Ltd.	-1.68%	6	Telecommunications
KMDA	Kamada Ltd.	-7.09%	66	Healthcare
MPTI	M-tron Industries, Inc.	33.89%	136	Technology
MTLS	Materialise NV	-14.45%	52	Technology
RDVT	Red Violet, Inc.	42.07%	136	Technology

# Mega-Tech Trends



There is one trade this week.

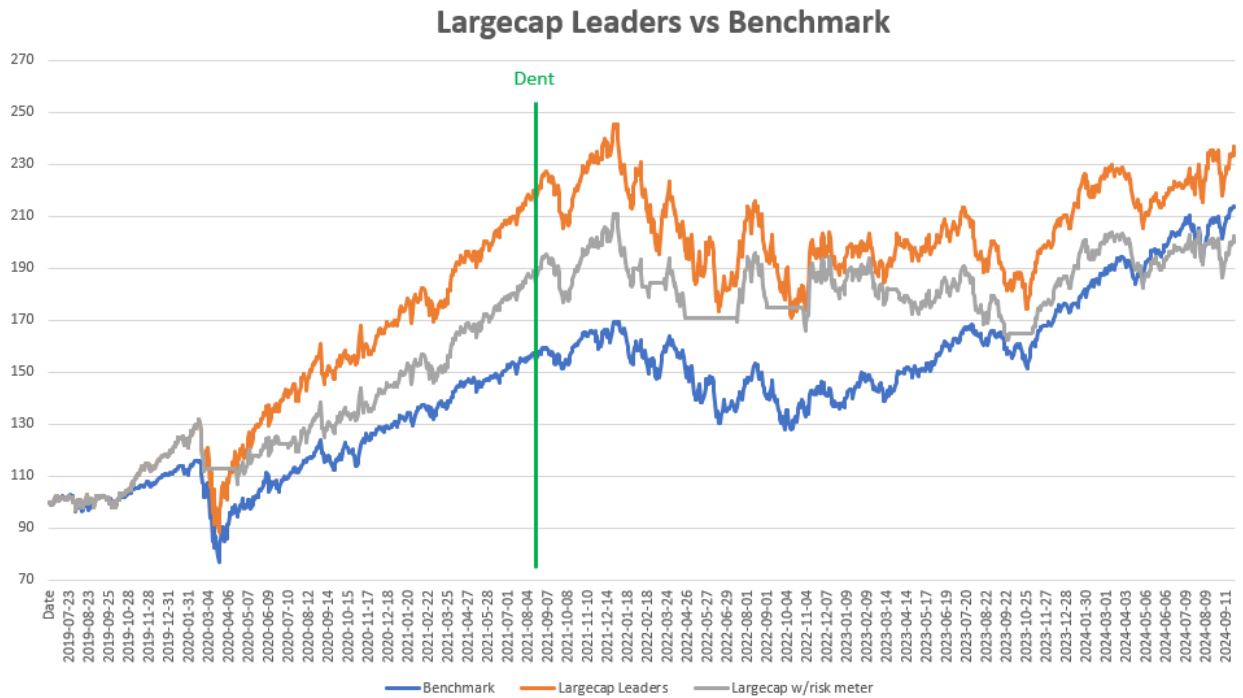
**Buy Viav Solutions, Inc. (Nasdaq: VIAV)**

**Sell Jazz Pharmaceuticals, Inc. (Nasdaq: JAZZ)**

Here is the current portfolio.

Ticker	Name	Return	Days Held	Sector
CVLT	Commvault Systems, Inc.	-0.11%	27	Technology
FFIV	F5, Inc.	28.63%	80	Technology
GDDY	GoDaddy, Inc.	7.20%	80	Technology
JNJ	Johnson & Johnson	-1.47%	52	Healthcare
META	Meta Platforms, Inc.	16.04%	52	Technology
NXPI	NXP Semiconductors NV	-9.89%	80	Technology
QCOM	QUALCOMM, Inc.	-13.32%	80	Technology
QRVO	Qorvo, Inc.	-4.99%	38	Technology
RMBS	Rambus, Inc.	-20.72%	80	Technology
VIAV	Viavi Solutions, Inc.	0.00%	NEW	Technology

# Large Cap Leaders



There are no trades this week. Here is the current portfolio.

Ticker	Name	Return	Days Held	Sector
AVGO	Broadcom Inc.	18.91%	62	Technology
BMJ	Bristol Myers Squibb Co.	1.57%	38	Healthcare
FFIV	F5, Inc.	22.88%	248	Technology
GDDY	GoDaddy, Inc.	7.34%	80	Technology
JNJ	Johnson & Johnson	-1.45%	52	Healthcare
KEYS	Keysight Technologies, Inc.	3.85%	27	Technology
META	Meta Platforms, Inc.	7.46%	80	Technology
NXPI	NXP Semiconductors NV	-9.23%	80	Technology
QCOM	QUALCOMM, Inc.	-12.51%	80	Technology
QRVO	Qorvo, Inc.	-2.44%	52	Technology

**DISCLAIMER:**

**THIS COMMUNICATION IS FOR EDUCATIONAL AND INFORMATION PURPOSES AND DOES NOT CONSTITUTE INVESTMENT ADVICE.** Any Publishing Service offered by HSD Publishing is for educational and informational purposes only and **should NOT be construed as a securities-related offer of solicitation or be relied upon as personalized investment advice.** HSD Publishing strongly recommends that you consult a licensed or registered professional before making any investment decision.

**THE RESULTS PRESENTED ARE NOT TYPICAL OR VERIFIED.** HSD Publishing has not verified information regarding the historical trading performance presented. Subscribers' trading results have **NOT been tracked or verified,** past performance is not necessarily indicative of future results, **and the results presented in this communication are NOT TYPICAL.** Actual results will vary widely given various factors, such as experience, skill, risk mitigation practices, market dynamics, and the amount of capital deployed. Investing in securities is speculative and carries a high risk; you may lose some, all, or possibly more than your original investment.

**HS DENT IS NOT AN INVESTMENT ADVISOR NOR A REGISTERED BROKER.** Neither HSD Publishing nor its owners or employees is registered as a securities broker-dealer, broker, investment advisor (IA), or I.A. representative with the U.S. Securities and Exchange Commission, state securities or regulatory authority, or self-regulatory organization.

**WE MAY HOLD THE SECURITIES DISCUSSED.** HSD Publishing has not been paid directly or indirectly by the issuer of any security mentioned in the Services. However, HS Dent, its owners, and its employees may purchase, sell, or hold long or short positions in securities of the companies mentioned in this and future communications.

John Del Vecchio is not an employee or partner of HSD Publishing. HSD Publishing serves solely as the marketing arm for John Del Vecchio and Unbounded Wealth: Max Profits.

© 2024 HSD PUBLISHING. ALL RIGHTS RESERVED. 15016 Mountain Creek Trail Frisco, TX 77573.