



“Artificial” Artificial Intelligence

Last week, I discussed a new portfolio investment for my taxable account.

As a reminder, I view my taxable account as a one-way street. I intend to buy and not sell. Sometimes, I attempt to "time" my purchases when my models indicate low risks and the market is oversold.

Other times, I buy regardless of external factors. I simply view the asset as a good buy.

This is the case with emerging market value stocks. Emerging market value stocks trade at a massive discount relative to most markets globally. I don't care what happens in the short term, so I purchased some emerging market value stocks after researching my options.

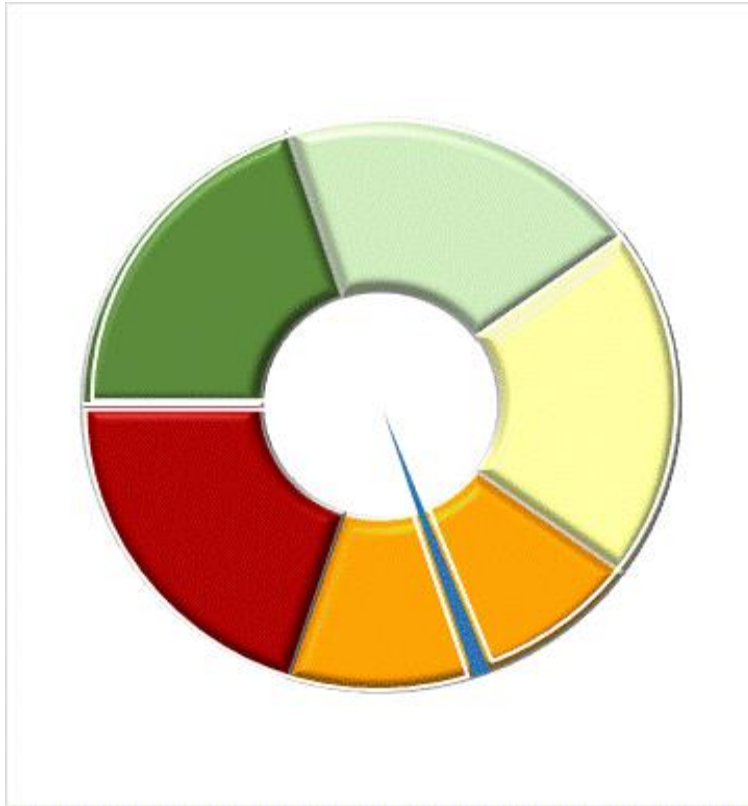
The fund I mentioned is the Dimensional Emerging Markets Value ETF. In the piece, the ticker was listed as "DVEF," but it's actually DFEV. My apologies for the typo. I try my best to avoid typos and they drive me nuts. Unfortunately, despite my best efforts, it's not my first and won't be my last.

I use Grammarly to edit my work. Grammarly uses artificial intelligence, which sometimes is...artificial.

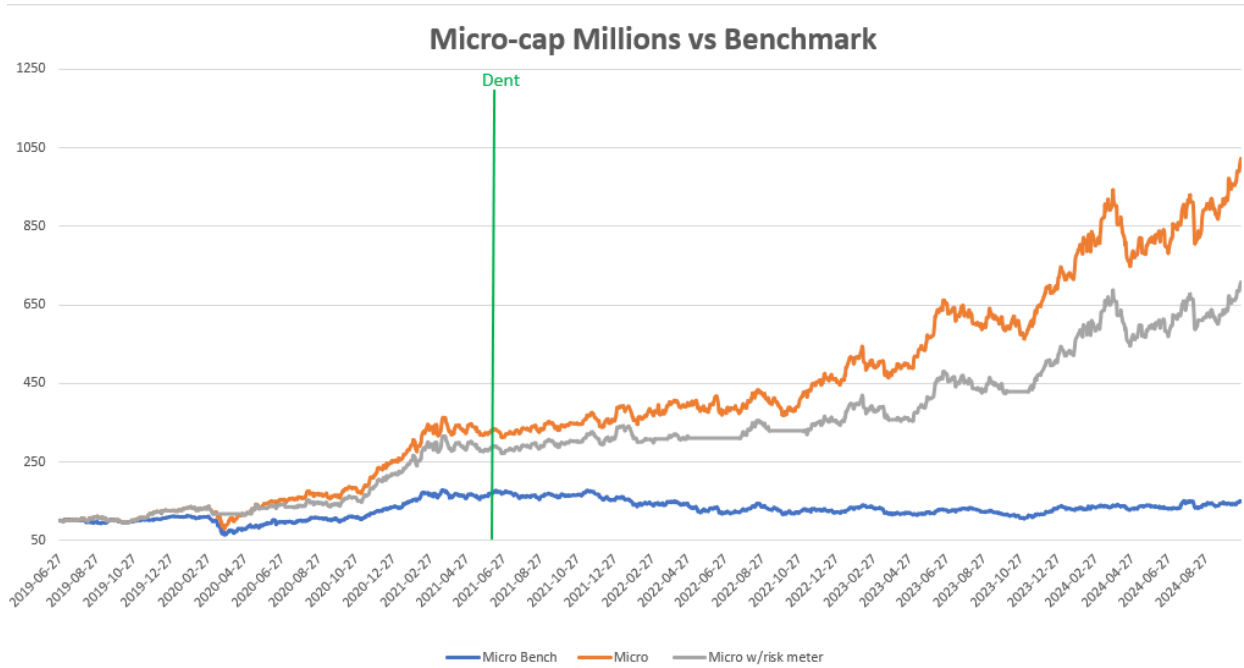
I had the ticker correct in my rough draft, yet Grammarly changed it. When I read the draft post-editing, I didn't notice that Grammarly had changed it. Sometimes, Grammarly is great, and sometimes, artificial intelligence stinks.

The good news is that because the fund's name was correct, folks could find it even if the ticker didn't pop up.

I purchased some DFEV last week—not much—I dipped my toe. I am going to purchase some more this week. I plan to buy some over time and at regular intervals. The trade is underway.



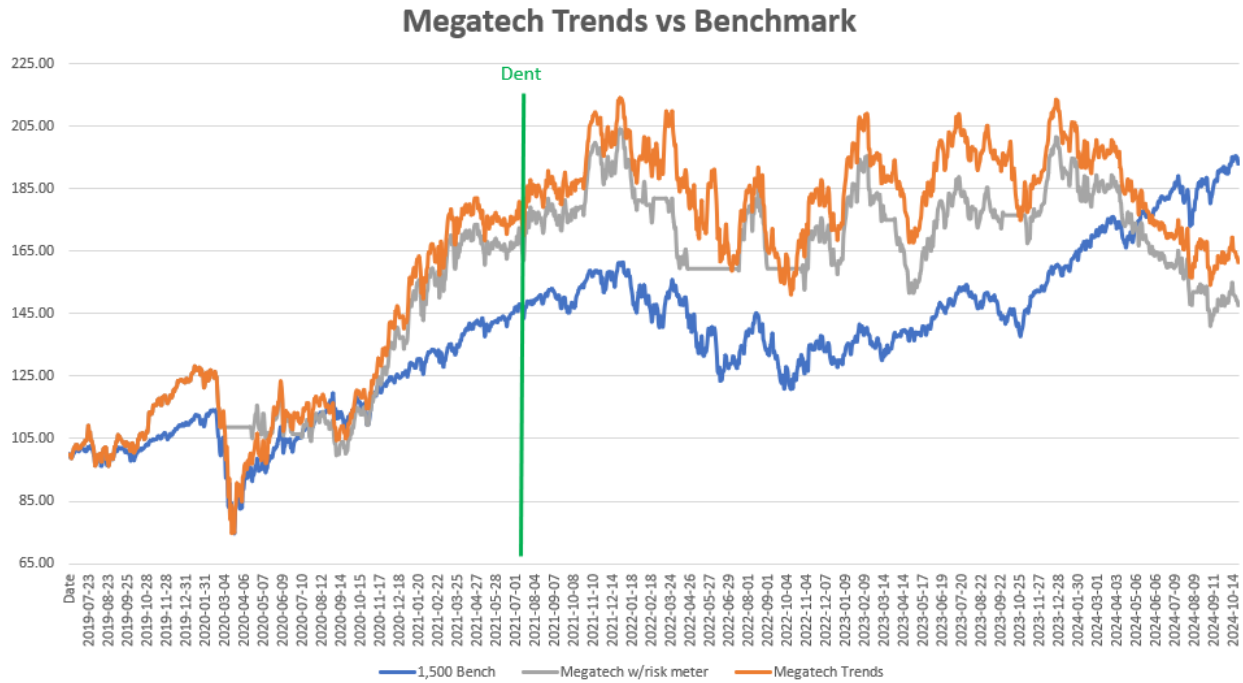
Micro-Cap Millions



There are no trades this week. Here is the current portfolio:

Ticker	Name	Return	Days Held	Sector
BWAY	Brainsway Ltd.	62.84%	220	Healthcare
CLMB	Climb Global Solutions, Inc.	2.59%	34	Technology
DDI	DoubleDown Interactive Co., Ltd.	7.82%	247	Technology
DSP	Viant Technology, Inc.	122.96%	360	Technology
ELMD	Electromed, Inc.	67.98%	247	Healthcare
ITRN	Ituran Location & Control Ltd.	-1.50%	34	Telecommunications
KMDA	Kamada Ltd.	-8.04%	94	Healthcare
MPTI	M-tron Industries, Inc.	76.23%	164	Technology
MTLS	Materialise NV	-2.27%	80	Technology
RDVT	Red Violet, Inc.	40.89%	164	Technology

Mega-Tech Trends



There is one trade this week,

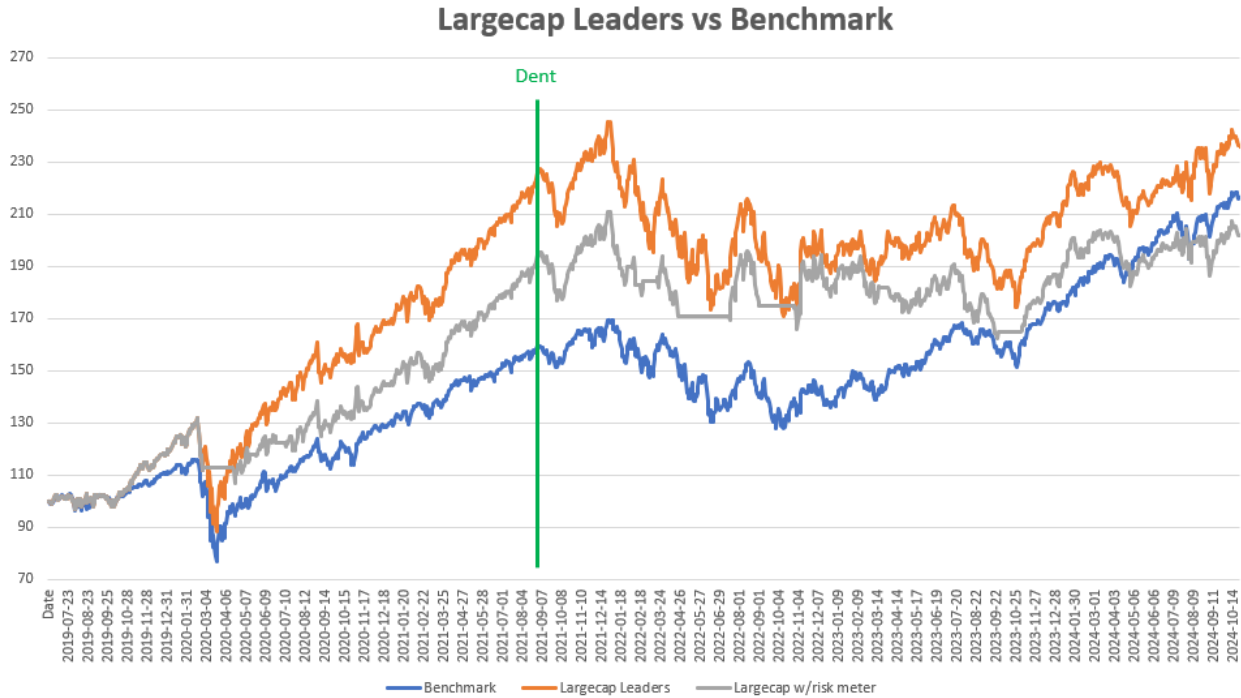
Buy Keysight Technologies, Inc. (NYSE: KEYS)

Sell Johnson & Johnson (NYSE: JNJ)

Here is the current portfolio.

Ticker	Name	Return	Days Held	Sector
CVLT	Commvault Systems, Inc.	-11.47%	55	Technology
FFIV	F5, Inc.	23.49%	108	Technology
GDDY	GoDaddy, Inc.	11.12%	108	Technology
KEYS	Keysight Technologies, Inc.	0.00%	NEW	Healthcare
META	Meta Platforms, Inc.	15.45%	80	Technology
NXPI	NXP Semiconductors NV	-10.52%	108	Technology
QCOM	QUALCOMM, Inc.	-15.13%	108	Technology
QRVO	Qorvo, Inc.	-9.35%	66	Technology
RMBS	Rambus, Inc.	-20.16%	108	Technology
VIAV	Viavi Solutions, Inc.	1.85%	27	Technology

Large Cap Leaders



There are no trades this week. Here is the current portfolio.

Ticker	Name	Return	Days Held	Sector
ADBE	Adobe, Inc.	-4.03%	13	Technology
BMJ	Bristol Myers Squibb Co.	6.91%	66	Healthcare
FFIV	F5, Inc.	17.66%	276	Technology
GDDY	GoDaddy, Inc.	11.22%	108	Technology
JNJ	Johnson & Johnson	-0.01%	80	Healthcare
KEYS	Keysight Technologies, Inc.	0.62%	55	Technology
META	Meta Platforms, Inc.	7.18%	108	Technology
NXPI	NXP Semiconductors NV	-9.67%	108	Technology
QCOM	QUALCOMM, Inc.	-14.24%	108	Technology
QRVO	Qorvo, Inc.	-7.01%	80	Technology

DISCLAIMER:

THIS COMMUNICATION IS FOR EDUCATIONAL AND INFORMATION PURPOSES AND DOES NOT CONSTITUTE INVESTMENT ADVICE. Any Publishing Service offered by HSD Publishing is for educational and informational purposes only and **should NOT be construed as a securities-related offer of solicitation or be relied upon as personalized investment advice.** HSD Publishing strongly recommends that you consult a licensed or registered professional before making any investment decision.

THE RESULTS PRESENTED ARE NOT TYPICAL OR VERIFIED. HSD Publishing has not verified information regarding the historical trading performance presented. Subscribers' trading results have **NOT been tracked or verified**, past performance is not necessarily indicative of future results, **and the results presented in this communication are NOT TYPICAL.** Actual results will vary widely given various factors, such as experience, skill, risk mitigation practices, market dynamics, and the amount of capital deployed. Investing in securities is speculative and carries a high risk; you may lose some, all, or possibly more than your original investment.

HS DENT IS NOT AN INVESTMENT ADVISOR NOR A REGISTERED BROKER. Neither HSD Publishing nor its owners or employees is registered as a securities broker-dealer, broker, investment advisor (IA), or I.A. representative with the U.S. Securities and Exchange Commission, state securities or regulatory authority, or self-regulatory organization.

WE MAY HOLD THE SECURITIES DISCUSSED. HSD Publishing has not been paid directly or indirectly by the issuer of any security mentioned in the Services. However, HS Dent, its owners, and its employees may purchase, sell, or hold long or short positions in securities of the companies mentioned in this and future communications.

John Del Vecchio is not an employee or partner of HSD Publishing. HSD Publishing serves solely as the marketing arm for John Del Vecchio and Unbounded Wealth: Max Profits.

© 2024 HSD PUBLISHING. ALL RIGHTS RESERVED. 15016 Mountain Creek Trail Frisco, TX 77573.